

Dr. Vinay Chopra
 MD (Pathology & Microbiology)
 Chairman & Consultant Pathologist

Dr. Yugam Chopra
 MD (Pathology)
 CEO & Consultant Pathologist

NAME	: Mrs. INDU DHALL	PATIENT ID	: 1776296
AGE/ GENDER	: 60 YRS/FEMALE	REG. NO./LAB NO.	: 012503030030
COLLECTED BY	:	REGISTRATION DATE	: 03/Mar/2025 11:57 AM
REFERRED BY	:	COLLECTION DATE	: 03/Mar/2025 11:57AM
BARCODE NO.	: 01526382	REPORTING DATE	: 03/Mar/2025 12:16PM
CLIENT CODE.	: KOS DIAGNOSTIC LAB		
CLIENT ADDRESS	: 6349/1, NICHOLSON ROAD, AMBALA CANTT		

Test Name	Value	Unit	Biological Reference interval
-----------	-------	------	-------------------------------

HAEMATOLOGY

HAEMOGLOBIN (HB)

HAEMOGLOBIN (HB) by CALORIMETRIC	12.2	gm/dL	12.0 - 16.0
-------------------------------------	------	-------	-------------

INTERPRETATION:-

Hemoglobin is the protein molecule in red blood cells that carries oxygen from the lungs to the body's tissues and returns carbon dioxide from the tissues back to the lungs.

A low hemoglobin level is referred to as ANEMIA or low red blood count.

ANEMIA (DECREASED HAEMOGLOBIN):

- 1) Loss of blood (traumatic injury, surgery, bleeding, colon cancer or stomach ulcer)
- 2) Nutritional deficiency (iron, vitamin B12, folate)
- 3) Bone marrow problems (replacement of bone marrow by cancer)
- 4) Suppression by red blood cell synthesis by chemotherapy drugs
- 5) Kidney failure
- 6) Abnormal hemoglobin structure (sickle cell anemia or thalassemia).

POLYCYTHEMIA (INCREASED HAEMOGLOBIN):

- 1) People in higher altitudes (Physiological)
- 2) Smoking (Secondary Polycythemia)
- 3) Dehydration produces a falsely rise in hemoglobin due to increased haemoconcentration
- 4) Advanced lung disease (for example, emphysema)
- 5) Certain tumors
- 6) A disorder of the bone marrow known as polycythemia rubra vera,
- 7) Abuse of the drug erythropoietin (Epogen) by athletes for blood doping purposes (increasing the amount of oxygen available to the body by chemically raising the production of red blood cells).

NOTE: TEST CONDUCTED ON EDTA WHOLE BLOOD




DR.VINAY CHOPRA
 CONSULTANT PATHOLOGIST
 MBBS, MD (PATHOLOGY & MICROBIOLOGY)


DR.YUGAM CHOPRA
 CONSULTANT PATHOLOGIST
 MBBS, MD (PATHOLOGY)



Dr. Vinay Chopra
 MD (Pathology & Microbiology)
 Chairman & Consultant Pathologist

Dr. Yugam Chopra
 MD (Pathology)
 CEO & Consultant Pathologist

NAME	: Mrs. INDU DHALL	PATIENT ID	: 1776296
AGE/ GENDER	: 60 YRS/FEMALE	REG. NO./LAB NO.	: 012503030030
COLLECTED BY	:	REGISTRATION DATE	: 03/Mar/2025 11:57 AM
REFERRED BY	:	COLLECTION DATE	: 03/Mar/2025 11:57AM
BARCODE NO.	: 01526382	REPORTING DATE	: 03/Mar/2025 01:39PM
CLIENT CODE.	: KOS DIAGNOSTIC LAB		
CLIENT ADDRESS	: 6349/1, NICHOLSON ROAD, AMBALA CANTT		

Test Name	Value	Unit	Biological Reference interval
-----------	-------	------	-------------------------------


CLINICAL CHEMISTRY/BIOCHEMISTRY

UREA

UREA: SERUM by UREASE - GLUTAMATE DEHYDROGENASE (GLDH)	32.04	mg/dL	10.00 - 50.00
---	-------	-------	---------------




DR.VINAY CHOPRA
 CONSULTANT PATHOLOGIST
 MBBS, MD (PATHOLOGY & MICROBIOLOGY)


DR.YUGAM CHOPRA
 CONSULTANT PATHOLOGIST
 MBBS, MD (PATHOLOGY)



Dr. Vinay Chopra
 MD (Pathology & Microbiology)
 Chairman & Consultant Pathologist

Dr. Yugam Chopra
 MD (Pathology)
 CEO & Consultant Pathologist

NAME	: Mrs. INDU DHALL	PATIENT ID	: 1776296
AGE/ GENDER	: 60 YRS/FEMALE	REG. NO./LAB NO.	: 012503030030
COLLECTED BY	:	REGISTRATION DATE	: 03/Mar/2025 11:57 AM
REFERRED BY	:	COLLECTION DATE	: 03/Mar/2025 11:57AM
BARCODE NO.	: 01526382	REPORTING DATE	: 03/Mar/2025 01:39PM
CLIENT CODE.	: KOS DIAGNOSTIC LAB		
CLIENT ADDRESS	: 6349/1, NICHOLSON ROAD, AMBALA CANTT		

Test Name	Value	Unit	Biological Reference interval
-----------	-------	------	-------------------------------

CREATININE

CREATININE: SERUM by ENZYMATIC, SPECTROPHOTOMETRY	1.17	mg/dL	0.40 - 1.20
--	------	-------	-------------




DR.VINAY CHOPRA
 CONSULTANT PATHOLOGIST
 MBBS, MD (PATHOLOGY & MICROBIOLOGY)


DR.YUGAM CHOPRA
 CONSULTANT PATHOLOGIST
 MBBS, MD (PATHOLOGY)



Dr. Vinay Chopra
 MD (Pathology & Microbiology)
 Chairman & Consultant Pathologist

Dr. Yugam Chopra
 MD (Pathology)
 CEO & Consultant Pathologist

NAME	: Mrs. INDU DHALL	PATIENT ID	: 1776296
AGE/ GENDER	: 60 YRS/FEMALE	REG. NO./LAB NO.	: 012503030030
COLLECTED BY	:	REGISTRATION DATE	: 03/Mar/2025 11:57 AM
REFERRED BY	:	COLLECTION DATE	: 03/Mar/2025 11:57AM
BARCODE NO.	: 01526382	REPORTING DATE	: 03/Mar/2025 01:11PM
CLIENT CODE.	: KOS DIAGNOSTIC LAB		
CLIENT ADDRESS	: 6349/1, NICHOLSON ROAD, AMBALA CANTT		

Test Name	Value	Unit	Biological Reference interval
-----------	-------	------	-------------------------------

ELECTROLYTES COMPLETE PROFILE

SODIUM: SERUM <i>by ISE (ION SELECTIVE ELECTRODE)</i>	144.7	mmol/L	135.0 - 150.0
POTASSIUM: SERUM <i>by ISE (ION SELECTIVE ELECTRODE)</i>	3.99	mmol/L	3.50 - 5.00
CHLORIDE: SERUM <i>by ISE (ION SELECTIVE ELECTRODE)</i>	108.53	mmol/L	90.0 - 110.0

INTERPRETATION:-

SODIUM:-

Sodium is the major cation of extra-cellular fluid. Its primary function in the body is to chemically maintain osmotic pressure & acid base balance & to transmit nerve impulse.

HYPONATREMIA (LOW SODIUM LEVEL) CAUSES:-

1. Low sodium intake.
2. Sodium loss due to diarrhea & vomiting with adequate water and inadequate salt replacement.
3. Diuretics abuses.
4. Salt loosing nephropathy.
5. Metabolic acidosis.
6. Adrenocortical insufficiency .
7. Hepatic failure.

HYPERNATREMIA (INCREASED SODIUM LEVEL) CAUSES:-

1. Hyperapnea (Prolonged)
2. Diabetes insipidus
3. Diabetic acidosis
4. Cushing's syndrome
5. Dehydration

POTASSIUM:-

Potassium is the major cation in the intracellular fluid. 90% of potassium is concentrated within the cells. When cells are damaged, potassium is released in the blood.

HYPOKALEMIA (LOW POTASSIUM LEVELS):-

1. Diarrhoea, vomiting & malabsorption.
2. Severe Burns.
3. Increased Secretions of Aldosterone

HYPERKALEMIA (INCREASED POTASSIUM LEVELS):-

1. Oliguria
2. Renal failure or Shock
3. Respiratory acidosis





DR. VINAY CHOPRA
 CONSULTANT PATHOLOGIST
 MBBS, MD (PATHOLOGY & MICROBIOLOGY)



DR. YUGAM CHOPRA
 CONSULTANT PATHOLOGIST
 MBBS, MD (PATHOLOGY)



Dr. Vinay Chopra
 MD (Pathology & Microbiology)
 Chairman & Consultant Pathologist


Dr. Yugam Chopra
 MD (Pathology)
 CEO & Consultant Pathologist


NAME	: Mrs. INDU DHALL	PATIENT ID	: 1776296
AGE/ GENDER	: 60 YRS/FEMALE	REG. NO./LAB NO.	: 012503030030
COLLECTED BY	:	REGISTRATION DATE	: 03/Mar/2025 11:57 AM
REFERRED BY	:	COLLECTION DATE	: 03/Mar/2025 11:57AM
BARCODE NO.	: 01526382	REPORTING DATE	: 03/Mar/2025 01:11PM
CLIENT CODE.	: KOS DIAGNOSTIC LAB		
CLIENT ADDRESS	: 6349/1, NICHOLSON ROAD, AMBALA CANTT		

Test Name	Value	Unit	Biological Reference interval
-----------	-------	------	-------------------------------

4.Hemolysis of blood




 DR.VINAY CHOPRA
 CONSULTANT PATHOLOGIST
 MBBS, MD (PATHOLOGY & MICROBIOLOGY)


 DR.YUGAM CHOPRA
 CONSULTANT PATHOLOGIST
 MBBS, MD (PATHOLOGY)



Dr. Vinay Chopra
 MD (Pathology & Microbiology)
 Chairman & Consultant Pathologist

Dr. Yugam Chopra
 MD (Pathology)
 CEO & Consultant Pathologist

NAME	: Mrs. INDU DHALL	PATIENT ID	: 1776296
AGE/ GENDER	: 60 YRS/FEMALE	REG. NO./LAB NO.	: 012503030030
COLLECTED BY	:	REGISTRATION DATE	: 03/Mar/2025 11:57 AM
REFERRED BY	:	COLLECTION DATE	: 03/Mar/2025 11:57AM
BARCODE NO.	: 01526382	REPORTING DATE	: 03/Mar/2025 12:55PM
CLIENT CODE.	: KOS DIAGNOSTIC LAB		
CLIENT ADDRESS	: 6349/1, NICHOLSON ROAD, AMBALA CANTT		

Test Name	Value	Unit	Biological Reference interval
-----------	-------	------	-------------------------------

CLINICAL PATHOLOGY

URINE ROUTINE & MICROSCOPIC EXAMINATION

PHYSICAL EXAMINATION

QUANTITY RECEIVED	10	ml	
<i>by DIP STICK/REFLECTANCE SPECTROPHOTOMETRY</i>			
COLOUR	PALE YELLOW		PALE YELLOW
<i>by DIP STICK/REFLECTANCE SPECTROPHOTOMETRY</i>			
TRANSPARANCY	HAZY		CLEAR
<i>by DIP STICK/REFLECTANCE SPECTROPHOTOMETRY</i>			
SPECIFIC GRAVITY	1.02		1.002 - 1.030
<i>by DIP STICK/REFLECTANCE SPECTROPHOTOMETRY</i>			

CHEMICAL EXAMINATION

REACTION	ACIDIC		
<i>by DIP STICK/REFLECTANCE SPECTROPHOTOMETRY</i>			
PROTEIN	Negative		NEGATIVE (-ve)
<i>by DIP STICK/REFLECTANCE SPECTROPHOTOMETRY</i>			
SUGAR	Negative		NEGATIVE (-ve)
<i>by DIP STICK/REFLECTANCE SPECTROPHOTOMETRY</i>			
pH	6		5.0 - 7.5
<i>by DIP STICK/REFLECTANCE SPECTROPHOTOMETRY</i>			
BILIRUBIN	Negative		NEGATIVE (-ve)
<i>by DIP STICK/REFLECTANCE SPECTROPHOTOMETRY</i>			
NITRITE	Negative		NEGATIVE (-ve)
<i>by DIP STICK/REFLECTANCE SPECTROPHOTOMETRY</i>			
UROBILINOGEN	Normal	EU/dL	0.2 - 1.0
<i>by DIP STICK/REFLECTANCE SPECTROPHOTOMETRY</i>			
KETONE BODIES	Negative		NEGATIVE (-ve)
<i>by DIP STICK/REFLECTANCE SPECTROPHOTOMETRY</i>			
BLOOD	1+		NEGATIVE (-ve)
<i>by DIP STICK/REFLECTANCE SPECTROPHOTOMETRY</i>			
ASCORBIC ACID	NEGATIVE (-ve)		NEGATIVE (-ve)
<i>by DIP STICK/REFLECTANCE SPECTROPHOTOMETRY</i>			

MICROSCOPIC EXAMINATION

RED BLOOD CELLS (RBCs)	6-7	/HPF	0 - 3
<i>by MICROSCOPY ON CENTRIFUGED URINARY SEDIMENT</i>			




 DR. VINAY CHOPRA
 CONSULTANT PATHOLOGIST
 MBBS, MD (PATHOLOGY & MICROBIOLOGY)


 DR. YUGAM CHOPRA
 CONSULTANT PATHOLOGIST
 MBBS, MD (PATHOLOGY)



Dr. Vinay Chopra
 MD (Pathology & Microbiology)
 Chairman & Consultant Pathologist

Dr. Yugam Chopra
 MD (Pathology)
 CEO & Consultant Pathologist

NAME	: Mrs. INDU DHALL	PATIENT ID	: 1776296
AGE/ GENDER	: 60 YRS/FEMALE	REG. NO./LAB NO.	: 012503030030
COLLECTED BY	:	REGISTRATION DATE	: 03/Mar/2025 11:57 AM
REFERRED BY	:	COLLECTION DATE	: 03/Mar/2025 11:57AM
BARCODE NO.	: 01526382	REPORTING DATE	: 03/Mar/2025 12:55PM
CLIENT CODE.	: KOS DIAGNOSTIC LAB		
CLIENT ADDRESS	: 6349/1, NICHOLSON ROAD, AMBALA CANTT		

Test Name	Value	Unit	Biological Reference interval
PUS CELLS <i>by MICROSCOPY ON CENTRIFUGED URINARY SEDIMENT</i>	2-3	/HPF	0 - 5
EPITHELIAL CELLS <i>by MICROSCOPY ON CENTRIFUGED URINARY SEDIMENT</i>	3-4	/HPF	ABSENT
CRYSTALS <i>by MICROSCOPY ON CENTRIFUGED URINARY SEDIMENT</i>	NEGATIVE (-ve)		NEGATIVE (-ve)
CASTS <i>by MICROSCOPY ON CENTRIFUGED URINARY SEDIMENT</i>	NEGATIVE (-ve)		NEGATIVE (-ve)
BACTERIA <i>by MICROSCOPY ON CENTRIFUGED URINARY SEDIMENT</i>	NEGATIVE (-ve)		NEGATIVE (-ve)
OTHERS <i>by MICROSCOPY ON CENTRIFUGED URINARY SEDIMENT</i>	NEGATIVE (-ve)		NEGATIVE (-ve)
TRICHOMONAS VAGINALIS (PROTOZOA) <i>by MICROSCOPY ON CENTRIFUGED URINARY SEDIMENT</i>	ABSENT		ABSENT

*** End Of Report ***




 DR.VINAY CHOPRA
 CONSULTANT PATHOLOGIST
 MBBS, MD (PATHOLOGY & MICROBIOLOGY)


 DR.YUGAM CHOPRA
 CONSULTANT PATHOLOGIST
 MBBS, MD (PATHOLOGY)

