

Dr. Vinay Chopra
 MD (Pathology & Microbiology)
 Chairman & Consultant Pathologist

Dr. Yugam Chopra
 MD (Pathology)
 CEO & Consultant Pathologist

NAME	: Mr. RAJINDER SINGH	PATIENT ID	: 1781776
AGE/ GENDER	: 45 YRS/MALE	REG. NO./LAB NO.	: 012503070038
COLLECTED BY	:	REGISTRATION DATE	: 07/Mar/2025 10:56 AM
REFERRED BY	: DR. PRABHNOOR SINGH	COLLECTION DATE	: 07/Mar/2025 10:59AM
BARCODE NO.	: 01526627	REPORTING DATE	: 07/Mar/2025 12:39PM
CLIENT CODE.	: KOS DIAGNOSTIC LAB		
CLIENT ADDRESS	: 6349/1, NICHOLSON ROAD, AMBALA CANTT		

Test Name	Value	Unit	Biological Reference interval
-----------	-------	------	-------------------------------

CLINICAL CHEMISTRY/BIOCHEMISTRY
CHOLESTEROL: SERUM

CHOLESTEROL TOTAL: SERUM by CHOLESTEROL OXIDASE PAP	203.99^H	mg/dL	OPTIMAL: < 200.0 BORDERLINE HIGH: 200.0 - 239.0 HIGH CHOLESTEROL: > OR = 240.0
--	---------------------------	-------	--

INTERPRETATION:

NATIONAL LIPID ASSOCIATION RECOMMENDATIONS (NLA-2014)	CHOLESTEROL IN ADULTS (mg/dL)	CHOLESTEROL IN ADULTS (mg/dL)
DESIRABLE	< 200.0	< 170.0
BORDERLINE HIGH	200.0 – 239.0	171.0 – 199.0
HIGH	>= 240.0	>= 200.0

NOTE:

- Measurements in the same patient can show physiological & analytical variations. Three serial samples 1 week apart are recommended for Total Cholesterol, Triglycerides, HDL & LDL Cholesterol.
- As per National Lipid association - 2014 guidelines, all adults above the age of 20 years should be screened for lipid status. Selective screening of children above the age of 2 years with a family history of premature cardiovascular disease or those with at least one parent with high total cholesterol is recommended.




DR. VINAY CHOPRA
 CONSULTANT PATHOLOGIST
 MBBS, MD (PATHOLOGY & MICROBIOLOGY)


DR. YUGAM CHOPRA
 CONSULTANT PATHOLOGIST
 MBBS, MD (PATHOLOGY)



Dr. Vinay Chopra
 MD (Pathology & Microbiology)
 Chairman & Consultant Pathologist


Dr. Yugam Chopra
 MD (Pathology)
 CEO & Consultant Pathologist

NAME	: Mr. RAJINDER SINGH	PATIENT ID	: 1781776
AGE/ GENDER	: 45 YRS/MALE	REG. NO./LAB NO.	: 012503070038
COLLECTED BY	:	REGISTRATION DATE	: 07/Mar/2025 10:56 AM
REFERRED BY	: DR. PRABHNOOR SINGH	COLLECTION DATE	: 07/Mar/2025 10:59AM
BARCODE NO.	: 01526627	REPORTING DATE	: 07/Mar/2025 12:39PM
CLIENT CODE.	: KOS DIAGNOSTIC LAB		
CLIENT ADDRESS	: 6349/1, NICHOLSON ROAD, AMBALA CANTT		

Test Name	Value	Unit	Biological Reference interval
UREA			
UREA: SERUM by UREASE - GLUTAMATE DEHYDROGENASE (GLDH)	15.17	mg/dL	10.00 - 50.00




DR. VINAY CHOPRA
 CONSULTANT PATHOLOGIST
 MBBS, MD (PATHOLOGY & MICROBIOLOGY)


DR. YUGAM CHOPRA
 CONSULTANT PATHOLOGIST
 MBBS, MD (PATHOLOGY)



Dr. Vinay Chopra
 MD (Pathology & Microbiology)
 Chairman & Consultant Pathologist

Dr. Yugam Chopra
 MD (Pathology)
 CEO & Consultant Pathologist

NAME	: Mr. RAJINDER SINGH	PATIENT ID	: 1781776
AGE/ GENDER	: 45 YRS/MALE	REG. NO./LAB NO.	: 012503070038
COLLECTED BY	:	REGISTRATION DATE	: 07/Mar/2025 10:56 AM
REFERRED BY	: DR. PRABHNOOR SINGH	COLLECTION DATE	: 07/Mar/2025 10:59AM
BARCODE NO.	: 01526627	REPORTING DATE	: 07/Mar/2025 12:39PM
CLIENT CODE.	: KOS DIAGNOSTIC LAB		
CLIENT ADDRESS	: 6349/1, NICHOLSON ROAD, AMBALA CANTT		

Test Name	Value	Unit	Biological Reference interval
-----------	-------	------	-------------------------------

CREATININE

CREATININE: SERUM by ENZYMATIC, SPECTROPHOTOMETRY	0.83	mg/dL	0.40 - 1.40
--	------	-------	-------------




DR.VINAY CHOPRA
 CONSULTANT PATHOLOGIST
 MBBS, MD (PATHOLOGY & MICROBIOLOGY)


DR.YUGAM CHOPRA
 CONSULTANT PATHOLOGIST
 MBBS, MD (PATHOLOGY)



Dr. Vinay Chopra
 MD (Pathology & Microbiology)
 Chairman & Consultant Pathologist

Dr. Yugam Chopra
 MD (Pathology)
 CEO & Consultant Pathologist

NAME	: Mr. RAJINDER SINGH	PATIENT ID	: 1781776
AGE/ GENDER	: 45 YRS/MALE	REG. NO./LAB NO.	: 012503070038
COLLECTED BY	:	REGISTRATION DATE	: 07/Mar/2025 10:56 AM
REFERRED BY	: DR. PRABHNOOR SINGH	COLLECTION DATE	: 07/Mar/2025 10:59AM
BARCODE NO.	: 01526627	REPORTING DATE	: 07/Mar/2025 12:45PM
CLIENT CODE.	: KOS DIAGNOSTIC LAB		
CLIENT ADDRESS	: 6349/1, NICHOLSON ROAD, AMBALA CANTT		

Test Name	Value	Unit	Biological Reference interval
-----------	-------	------	-------------------------------

CLINICAL PATHOLOGY

URINE ROUTINE & MICROSCOPIC EXAMINATION

PHYSICAL EXAMINATION

QUANTITY RECEIVED	10	ml	
by DIP STICK/REFLECTANCE SPECTROPHOTOMETRY			
COLOUR	AMBER YELLOW		PALE YELLOW
by DIP STICK/REFLECTANCE SPECTROPHOTOMETRY			
TRANSPARANCY	HAZY		CLEAR
by DIP STICK/REFLECTANCE SPECTROPHOTOMETRY			
SPECIFIC GRAVITY	1.01		1.002 - 1.030
by DIP STICK/REFLECTANCE SPECTROPHOTOMETRY			

CHEMICAL EXAMINATION

REACTION	ACIDIC		
by DIP STICK/REFLECTANCE SPECTROPHOTOMETRY			
PROTEIN	NEGATIVE (-ve)		NEGATIVE (-ve)
by DIP STICK/REFLECTANCE SPECTROPHOTOMETRY			
SUGAR	3+		NEGATIVE (-ve)
by DIP STICK/REFLECTANCE SPECTROPHOTOMETRY			
pH	6		5.0 - 7.5
by DIP STICK/REFLECTANCE SPECTROPHOTOMETRY			
BILIRUBIN	NEGATIVE (-ve)		NEGATIVE (-ve)
by DIP STICK/REFLECTANCE SPECTROPHOTOMETRY			
NITRITE	NEGATIVE (-ve)		NEGATIVE (-ve)
by DIP STICK/REFLECTANCE SPECTROPHOTOMETRY			
UROBILINOGEN	NOT DETECTED	EU/dL	0.2 - 1.0
by DIP STICK/REFLECTANCE SPECTROPHOTOMETRY			
KETONE BODIES	NEGATIVE (-ve)		NEGATIVE (-ve)
by DIP STICK/REFLECTANCE SPECTROPHOTOMETRY			
BLOOD	TRACE		NEGATIVE (-ve)
by DIP STICK/REFLECTANCE SPECTROPHOTOMETRY			
ASCORBIC ACID	NEGATIVE (-ve)		NEGATIVE (-ve)
by DIP STICK/REFLECTANCE SPECTROPHOTOMETRY			

MICROSCOPIC EXAMINATION

RED BLOOD CELLS (RBCs)	1-2	/HPF	0 - 3
by MICROSCOPY ON CENTRIFUGED URINARY SEDIMENT			




 DR. VINAY CHOPRA
 CONSULTANT PATHOLOGIST
 MBBS, MD (PATHOLOGY & MICROBIOLOGY)


 DR. YUGAM CHOPRA
 CONSULTANT PATHOLOGIST
 MBBS, MD (PATHOLOGY)



Dr. Vinay Chopra
 MD (Pathology & Microbiology)
 Chairman & Consultant Pathologist

Dr. Yugam Chopra
 MD (Pathology)
 CEO & Consultant Pathologist

NAME	: Mr. RAJINDER SINGH	PATIENT ID	: 1781776
AGE/ GENDER	: 45 YRS/MALE	REG. NO./LAB NO.	: 012503070038
COLLECTED BY	:	REGISTRATION DATE	: 07/Mar/2025 10:56 AM
REFERRED BY	: DR. PRABHNOOR SINGH	COLLECTION DATE	: 07/Mar/2025 10:59AM
BARCODE NO.	: 01526627	REPORTING DATE	: 07/Mar/2025 12:45PM
CLIENT CODE.	: KOS DIAGNOSTIC LAB		
CLIENT ADDRESS	: 6349/1, NICHOLSON ROAD, AMBALA CANTT		

Test Name	Value	Unit	Biological Reference interval
PUS CELLS <i>by MICROSCOPY ON CENTRIFUGED URINARY SEDIMENT</i>	2-4	/HPF	0 - 5
EPITHELIAL CELLS <i>by MICROSCOPY ON CENTRIFUGED URINARY SEDIMENT</i>	3-4	/HPF	ABSENT
CRYSTALS <i>by MICROSCOPY ON CENTRIFUGED URINARY SEDIMENT</i>	NEGATIVE (-ve)		NEGATIVE (-ve)
CASTS <i>by MICROSCOPY ON CENTRIFUGED URINARY SEDIMENT</i>	NEGATIVE (-ve)		NEGATIVE (-ve)
BACTERIA <i>by MICROSCOPY ON CENTRIFUGED URINARY SEDIMENT</i>	NEGATIVE (-ve)		NEGATIVE (-ve)
OTHERS <i>by MICROSCOPY ON CENTRIFUGED URINARY SEDIMENT</i>	MUCOUS THREADS SEEN		NEGATIVE (-ve)
TRICHOMONAS VAGINALIS (PROTOZOA) <i>by MICROSCOPY ON CENTRIFUGED URINARY SEDIMENT</i>	ABSENT		ABSENT




 DR.VINAY CHOPRA
 CONSULTANT PATHOLOGIST
 MBBS, MD (PATHOLOGY & MICROBIOLOGY)


 DR.YUGAM CHOPRA
 CONSULTANT PATHOLOGIST
 MBBS, MD (PATHOLOGY)



Dr. Vinay Chopra
 MD (Pathology & Microbiology)
 Chairman & Consultant Pathologist

Dr. Yugam Chopra
 MD (Pathology)
 CEO & Consultant Pathologist

NAME	: Mr. RAJINDER SINGH	PATIENT ID	: 1781776
AGE/ GENDER	: 45 YRS/MALE	REG. NO./LAB NO.	: 012503070038
COLLECTED BY	:	REGISTRATION DATE	: 07/Mar/2025 10:56 AM
REFERRED BY	: DR. PRABHNOOR SINGH	COLLECTION DATE	: 07/Mar/2025 10:59AM
BARCODE NO.	: 01526627	REPORTING DATE	: 09/Mar/2025 03:13PM
CLIENT CODE.	: KOS DIAGNOSTIC LAB		
CLIENT ADDRESS	: 6349/1, NICHOLSON ROAD, AMBALA CANTT		

Test Name	Value	Unit	Biological Reference interval
-----------	-------	------	-------------------------------

MICROBIOLOGY

CULTURE AEROBIC BACTERIA AND ANTIBIOTIC SENSITIVITY: URINE

CULTURE AND SUSCEPTIBILITY: URINE

DATE OF SAMPLE 07-03-2025

SPECIMEN SOURCE URINE

INCUBATION PERIOD 48 HOURS

by AUTOMATED BROTH CULTURE

CULTURE STERILE

by AUTOMATED BROTH CULTURE

ORGANISM NO AEROBIC PYOGENIC ORGANISM GROWN AFTER 48 HOURS OF INCUBATION AT 37°C

by AUTOMATED BROTH CULTURE

AEROBIC SUSCEPTIBILITY: URINE

INTERPRETATION:

1. In urine culture and sensitivity, presence of more than 100,000 organism per mL in midstream sample of urine is considered clinically significant. However in symptomatic patients, a smaller number of bacteria (100 to 10000/mL) may signify infection.
2. Colony count of 100 to 10000/ mL indicate infection, if isolate from specimen obtained by suprapubic aspiration or "in-and-out" catheterization or from patients with indwelling catheters.

SUSCEPTIBILITY:

1. A test interpreted as **SENSITIVE** implies that infection due to isolate may be appropriately treated with the dosage of an antimicrobial agent recommended for that type of infection and infecting species, unless otherwise indicated..
2. A test interpreted as **INTERMEDIATE** implies that the "infection due to the isolate may be appropriately treated in body sites where the drugs are physiologically concentrated or when a high dosage of drug can be used".
3. A test interpreted as **RESISTANT** implies that the "isolates are not inhibited by the usually achievable concentration of the agents with normal dosage, schedule and/or fall in the range where specific microbial resistance mechanism are likely (e.g. beta-lactamases), and clinical efficacy has not been reliable in treatment studies.


CAUTION:


Conditions which can cause a false Negative culture:

1. Patient is on antibiotics. Please repeat culture post therapy.
2. Anaerobic bacterial infection.
3. Fastidious aerobic bacteria which are not able to grow on routine culture media.
4. Besides all these factors, at least in 25-40 % of cases there is no direct correlation between in vivo clinical picture.
5. Renal tuberculosis to be confirmed by AFB studies.

*** End Of Report ***




 DR. VINAY CHOPRA
 CONSULTANT PATHOLOGIST
 MBBS, MD (PATHOLOGY & MICROBIOLOGY)


 DR. YUGAM CHOPRA
 CONSULTANT PATHOLOGIST
 MBBS, MD (PATHOLOGY)

