

**Dr. Vinay Chopra**  
 MD (Pathology & Microbiology)  
 Chairman & Consultant Pathologist

**Dr. Yugam Chopra**  
 MD (Pathology)  
 CEO & Consultant Pathologist

<b>NAME</b>	: Mrs. URMIL YADAV	<b>PATIENT ID</b>	: 1783238
<b>AGE/ GENDER</b>	: 72 YRS/FEMALE	<b>REG. NO./LAB NO.</b>	: 012503080046
<b>COLLECTED BY</b>	: SURJESH	<b>REGISTRATION DATE</b>	: 08/Mar/2025 11:00 AM
<b>REFERRED BY</b>	:	<b>COLLECTION DATE</b>	: 08/Mar/2025 11:09AM
<b>BARCODE NO.</b>	: 01526717	<b>REPORTING DATE</b>	: 08/Mar/2025 01:06PM
<b>CLIENT CODE.</b>	: KOS DIAGNOSTIC LAB		
<b>CLIENT ADDRESS</b>	: 6349/1, NICHOLSON ROAD, AMBALA CANTT		

Test Name	Value	Unit	Biological Reference interval
-----------	-------	------	-------------------------------

**CLINICAL CHEMISTRY/BIOCHEMISTRY**

**CHOLESTEROL: SERUM**

CHOLESTEROL TOTAL: SERUM <i>by CHOLESTEROL OXIDASE PAP</i>	191.53	mg/dL	OPTIMAL: < 200.0 BORDERLINE HIGH: 200.0 - 239.0 HIGH CHOLESTEROL: > OR = 240.0
---	--------	-------	--


**INTERPRETATION:**


NATIONAL LIPID ASSOCIATION RECOMMENDATIONS (NLA-2014)	CHOLESTEROL IN ADULTS (mg/dL)	CHOLESTEROL IN ADULTS (mg/dL)
DESIRABLE	< 200.0	< 170.0
BORDERLINE HIGH	200.0 – 239.0	171.0 – 199.0
HIGH	>= 240.0	>= 200.0

**NOTE:**

- Measurements in the same patient can show physiological & analytical variations. Three serial samples 1 week apart are recommended for Total Cholesterol, Triglycerides, HDL & LDL Cholesterol.
- As per National Lipid association - 2014 guidelines, all adults above the age of 20 years should be screened for lipid status. Selective screening of children above the age of 2 years with a family history of premature cardiovascular disease or those with at least one parent with high total cholesterol is recommended.



  
**DR. VINAY CHOPRA**  
 CONSULTANT PATHOLOGIST  
 MBBS, MD (PATHOLOGY & MICROBIOLOGY)

  
**DR. YUGAM CHOPRA**  
 CONSULTANT PATHOLOGIST  
 MBBS, MD (PATHOLOGY)



TEST PERFORMED AT KOS DIAGNOSTIC LAB, AMBALA CANTT.

Dr. Vinay Chopra  
MD (Pathology & Microbiology)  
Chairman & Consultant Pathologist

Dr. Yugam Chopra  
MD (Pathology)  
CEO & Consultant Pathologist

<b>NAME</b>	: Mrs. URMIL YADAV	<b>PATIENT ID</b>	: 1783238
<b>AGE/ GENDER</b>	: 72 YRS/FEMALE	<b>REG. NO./LAB NO.</b>	: 012503080046
<b>COLLECTED BY</b>	: SURJESH	<b>REGISTRATION DATE</b>	: 08/Mar/2025 11:00 AM
<b>REFERRED BY</b>	:	<b>COLLECTION DATE</b>	: 08/Mar/2025 11:09AM
<b>BARCODE NO.</b>	: 01526717	<b>REPORTING DATE</b>	: 08/Mar/2025 01:06PM
<b>CLIENT CODE.</b>	: KOS DIAGNOSTIC LAB		
<b>CLIENT ADDRESS</b>	: 6349/1, NICHOLSON ROAD, AMBALA CANTT		

Test Name	Value	Unit	Biological Reference interval
-----------	-------	------	-------------------------------

**ENDOCRINOLOGY**

**THYROID STIMULATING HORMONE (TSH)**

THYROID STIMULATING HORMONE (TSH): SERUM	1.152	μIU/mL	0.35 - 5.50
--	-------	--------	-------------

*by CMIA (CHEMILUMINESCENT MICROPARTICLE IMMUNOASSAY)*  
3rd GENERATION, ULTRASENSITIVE

**INTERPRETATION:**

AGE	REFERENCE RANGE (μIU/mL)
0 – 5 DAYS	0.70 – 15.20
6 Days – 2 Months	0.70 – 11.00
3 – 11 Months	0.70 – 8.40
1 – 5 Years	0.70 – 7.00
6 – 10 Years	0.60 – 5.50
11 - 15	0.50 – 5.50
> 20 Years (Adults)	0.27 – 5.50
PREGNANCY	
1st Trimester	0.10 - 3.00
2nd Trimester	0.20 - 3.00
3rd Trimester	0.30 - 4.10

**NOTE:- TSH levels are subjected to circadian variation, reaching peak levels between 2-4 a.m and at a minimum between 6-10 pm. The variation is of the order of 50 %. Hence time of the day has influence on the measured serum TSH concentration.**

**USE:-** TSH controls biosynthesis and release of thyroid hormones T4 & T3. It is a sensitive measure of thyroid function, especially useful in early or subclinical hypothyroidism, before the patient develops any clinical findings or goitre or any other thyroid function abnormality.

**INCREASED LEVELS:**

- 1.Primary or untreated hypothyroidism, may vary from 3 times to more than 100 times normal depending on degree of hypofunction.
- 2.Hypothyroid patients receiving insufficient thyroid replacement therapy.
- 3.Hashimotos thyroiditis.
- 4.DRUGS: Amphetamines, Iodine containing agents and dopamine antagonist.
- 5.Neonatal period, increase in 1st 2-3 days of life due to post-natal surge.

**DECREASED LEVELS:**

- 1.Toxic multi-nodular goitre & Thyroiditis.
- 2.Over replacement of thyroid hormone in treatment of hypothyroidism.
- 3.Autonomously functioning Thyroid adenoma
- 4.Secondary pituitary or hypothalamic hypothyroidism
- 5.Acute psychiatric illness
- 6.Severe dehydration.
- 7.DRUGS: Glucocorticoids, Dopamine, Levodopa, T4 replacement therapy, Anti-thyroid drugs for thyrotoxicosis.



DR.VINAY CHOPRA  
CONSULTANT PATHOLOGIST  
MBBS, MD (PATHOLOGY & MICROBIOLOGY)

DR.YUGAM CHOPRA  
CONSULTANT PATHOLOGIST  
MBBS, MD (PATHOLOGY)



TEST PERFORMED AT KOS DIAGNOSTIC LAB, AMBALA CANTT.

**Dr. Vinay Chopra**  
MD (Pathology & Microbiology)  
Chairman & Consultant Pathologist

**Dr. Yugam Chopra**  
MD (Pathology)  
CEO & Consultant Pathologist

<b>NAME</b>	: Mrs. URMIL YADAV	<b>PATIENT ID</b>	: 1783238
<b>AGE/ GENDER</b>	: 72 YRS/FEMALE	<b>REG. NO./LAB NO.</b>	: <b>012503080046</b>
<b>COLLECTED BY</b>	: SURJESH	<b>REGISTRATION DATE</b>	: 08/Mar/2025 11:00 AM
<b>REFERRED BY</b>	:	<b>COLLECTION DATE</b>	: 08/Mar/2025 11:09AM
<b>BARCODE NO.</b>	: 01526717	<b>REPORTING DATE</b>	: 08/Mar/2025 01:06PM
<b>CLIENT CODE.</b>	: KOS DIAGNOSTIC LAB		
<b>CLIENT ADDRESS</b>	: 6349/1, NICHOLSON ROAD, AMBALA CANTT		


Test Name	Value	Unit	Biological Reference interval
-----------	-------	------	-------------------------------

8.Pregnancy: 1st and 2nd Trimester


**LIMITATIONS:**

- 1.TSH may be normal in central hypothyroidism, recent rapid correction of hyperthyroidism or hypothyroidism, pregnancy, phenytoin therapy.
- 2.Autoimmune disorders may produce spurious results.

\*\*\* End Of Report \*\*\*

**DR.VINAY CHOPRA**  
CONSULTANT PATHOLOGIST  
MBBS, MD (PATHOLOGY & MICROBIOLOGY)



**DR.YUGAM CHOPRA**  
CONSULTANT PATHOLOGIST  
MBBS , MD (PATHOLOGY)

