

**Dr. Vinay Chopra**  
 MD (Pathology & Microbiology)  
 Chairman & Consultant Pathologist

**Dr. Yugam Chopra**  
 MD (Pathology)  
 CEO & Consultant Pathologist

<b>NAME</b>	: Miss. SRISHTI	<b>PATIENT ID</b>	: 1743616
<b>AGE/ GENDER</b>	: 24 YRS/FEMALE	<b>REG. NO./LAB NO.</b>	: 012503090069
<b>COLLECTED BY</b>	: SURJESH	<b>REGISTRATION DATE</b>	: 09/Mar/2025 05:59 PM
<b>REFERRED BY</b>	:	<b>COLLECTION DATE</b>	: 09/Mar/2025 06:06PM
<b>BARCODE NO.</b>	: 01526828	<b>REPORTING DATE</b>	: 09/Mar/2025 06:48PM
<b>CLIENT CODE.</b>	: KOS DIAGNOSTIC LAB		
<b>CLIENT ADDRESS</b>	: 6349/1, NICHOLSON ROAD, AMBALA CANTT		


Test Name	Value	Unit	Biological Reference interval
-----------	-------	------	-------------------------------


### CLINICAL CHEMISTRY/BIOCHEMISTRY

#### BILIRUBIN TOTAL

BILIRUBIN TOTAL: SERUM	2.11 <sup>H</sup>	mg/dL	INFANT: 0.20 - 8.00
by DIAZOTIZATION, SPECTROPHOTOMETRY			ADULT: 0.00 - 1.20



  
**DR.VINAY CHOPRA**  
 CONSULTANT PATHOLOGIST  
 MBBS, MD (PATHOLOGY & MICROBIOLOGY)

  
**DR.YUGAM CHOPRA**  
 CONSULTANT PATHOLOGIST  
 MBBS, MD (PATHOLOGY)



**Dr. Vinay Chopra**  
 MD (Pathology & Microbiology)  
 Chairman & Consultant Pathologist

**Dr. Yugam Chopra**  
 MD (Pathology)  
 CEO & Consultant Pathologist

<b>NAME</b>	: Miss. SRISHTI	<b>PATIENT ID</b>	: 1743616
<b>AGE/ GENDER</b>	: 24 YRS/FEMALE	<b>REG. NO./LAB NO.</b>	: 012503090069
<b>COLLECTED BY</b>	: SURJESH	<b>REGISTRATION DATE</b>	: 09/Mar/2025 05:59 PM
<b>REFERRED BY</b>	:	<b>COLLECTION DATE</b>	: 09/Mar/2025 06:06PM
<b>BARCODE NO.</b>	: 01526828	<b>REPORTING DATE</b>	: 09/Mar/2025 06:48PM
<b>CLIENT CODE.</b>	: KOS DIAGNOSTIC LAB		
<b>CLIENT ADDRESS</b>	: 6349/1, NICHOLSON ROAD, AMBALA CANTT		

Test Name	Value	Unit	Biological Reference interval
-----------	-------	------	-------------------------------

#### SGOT/SGPT PROFILE

SGOT/AST: SERUM <i>by IFCC, WITHOUT PYRIDOXAL PHOSPHATE</i>	56 <sup>H</sup>	U/L	7.00 - 45.00
SGPT/ALT: SERUM <i>by IFCC, WITHOUT PYRIDOXAL PHOSPHATE</i>	57.1 <sup>H</sup>	U/L	0.00 - 49.00
SGOT/SGPT RATIO <i>by CALCULATED, SPECTROPHOTOMETRY</i>	0.98		

#### INTERPRETATION

**NOTE:-** To be correlated in individuals having SGOT and SGPT values higher than Normal Reference Range.

**USE:-** Differential diagnosis of diseases of hepatobiliary system and pancreas.

#### INCREASED:-

DRUG HEPATOTOXICITY	> 2
ALCOHOLIC HEPATITIS	> 2 (Highly Suggestive)
CIRRHOSIS	1.4 - 2.0
INTRAHEPATIC CHOLESTATIS	> 1.5
HEPATOCELLULAR CARCINOMA & CHRONIC HEPATITIS	> 1.3 (Slightly Increased)

#### DECREASED:-


1. Acute Hepatitis due to virus, drugs, toxins (with AST increased 3 to 10 times upper limit of normal)
2. Extra Hepatic cholestasis: 0.8 (normal or slightly decreased).


#### PROGNOSTIC SIGNIFICANCE:-

NORMAL	< 0.65
GOOD PROGNOSTIC SIGN	0.3 - 0.6
POOR PROGNOSTIC SIGN	1.2 - 1.6

\*\*\* End Of Report \*\*\*



  
 DR.VINAY CHOPRA  
 CONSULTANT PATHOLOGIST  
 MBBS, MD (PATHOLOGY & MICROBIOLOGY)

  
 DR.YUGAM CHOPRA  
 CONSULTANT PATHOLOGIST  
 MBBS, MD (PATHOLOGY)

