

Dr. Vinay Chopra
 MD (Pathology & Microbiology)
 Chairman & Consultant Pathologist

Dr. Yugam Chopra
 MD (Pathology)
 CEO & Consultant Pathologist

NAME	: Mr. PRINCE	PATIENT ID	: 1797417
AGE/ GENDER	: 33 YRS/MALE	REG. NO./LAB NO.	: 012503190025
COLLECTED BY	:	REGISTRATION DATE	: 19/Mar/2025 10:59 AM
REFERRED BY	:	COLLECTION DATE	: 19/Mar/2025 11:07AM
BARCODE NO.	: 01527386	REPORTING DATE	: 19/Mar/2025 11:28AM
CLIENT CODE.	: KOS DIAGNOSTIC LAB		
CLIENT ADDRESS	: 6349/1, NICHOLSON ROAD, AMBALA CANTT		

Test Name	Value	Unit	Biological Reference interval
-----------	-------	------	-------------------------------

HAEMATOLOGY

HAEMOGLOBIN (HB)

HAEMOGLOBIN (HB) by CALORIMETRIC	9.7 ^L	gm/dL	12.0 - 17.0
-------------------------------------	------------------	-------	-------------

INTERPRETATION:-

Hemoglobin is the protein molecule in red blood cells that carries oxygen from the lungs to the body's tissues and returns carbon dioxide from the tissues back to the lungs.

A low hemoglobin level is referred to as ANEMIA or low red blood count.

ANEMIA (DECREASED HAEMOGLOBIN):

- 1) Loss of blood (traumatic injury, surgery, bleeding, colon cancer or stomach ulcer)
- 2) Nutritional deficiency (iron, vitamin B12, folate)
- 3) Bone marrow problems (replacement of bone marrow by cancer)
- 4) Suppression by red blood cell synthesis by chemotherapy drugs
- 5) Kidney failure
- 6) Abnormal hemoglobin structure (sickle cell anemia or thalassemia).

POLYCYTHEMIA (INCREASED HAEMOGLOBIN):

- 1) People in higher altitudes (Physiological)
- 2) Smoking (Secondary Polycythemia)
- 3) Dehydration produces a falsely rise in hemoglobin due to increased haemoconcentration
- 4) Advanced lung disease (for example, emphysema)
- 5) Certain tumors
- 6) A disorder of the bone marrow known as polycythemia rubra vera,
- 7) Abuse of the drug erythropoietin (Epogen) by athletes for blood doping purposes (increasing the amount of oxygen available to the body by chemically raising the production of red blood cells).

NOTE: TEST CONDUCTED ON EDTA WHOLE BLOOD




 DR. VINAY CHOPRA

CONSULTANT PATHOLOGIST
 MBBS, MD (PATHOLOGY & MICROBIOLOGY)


 DR. YUGAM CHOPRA

CONSULTANT PATHOLOGIST
 MBBS, MD (PATHOLOGY)



Dr. Vinay Chopra
 MD (Pathology & Microbiology)
 Chairman & Consultant Pathologist

Dr. Yugam Chopra
 MD (Pathology)
 CEO & Consultant Pathologist

NAME	: Mr. PRINCE	PATIENT ID	: 1797417
AGE/ GENDER	: 33 YRS/MALE	REG. NO./LAB NO.	: 012503190025
COLLECTED BY	:	REGISTRATION DATE	: 19/Mar/2025 11:04 AM
REFERRED BY	:	COLLECTION DATE	: 19/Mar/2025 11:07AM
BARCODE NO.	: 01527386	REPORTING DATE	: 19/Mar/2025 12:30PM
CLIENT CODE.	: KOS DIAGNOSTIC LAB		
CLIENT ADDRESS	: 6349/1, NICHOLSON ROAD, AMBALA CANTT		


Test Name	Value	Unit	Biological Reference interval
-----------	-------	------	-------------------------------


CLINICAL CHEMISTRY/BIOCHEMISTRY

UREA

UREA: SERUM	65.9^H	mg/dL	10.00 - 50.00
by UREASE - GLUTAMATE DEHYDROGENASE (GLDH)			




DR.VINAY CHOPRA
 CONSULTANT PATHOLOGIST
 MBBS, MD (PATHOLOGY & MICROBIOLOGY)


DR.YUGAM CHOPRA
 CONSULTANT PATHOLOGIST
 MBBS, MD (PATHOLOGY)



Dr. Vinay Chopra
 MD (Pathology & Microbiology)
 Chairman & Consultant Pathologist

Dr. Yugam Chopra
 MD (Pathology)
 CEO & Consultant Pathologist


NAME	: Mr. PRINCE	PATIENT ID	: 1797417
AGE/ GENDER	: 33 YRS/MALE	REG. NO./LAB NO.	: 012503190025
COLLECTED BY	:	REGISTRATION DATE	: 19/Mar/2025 10:59 AM
REFERRED BY	:	COLLECTION DATE	: 19/Mar/2025 11:07AM
BARCODE NO.	: 01527386	REPORTING DATE	: 19/Mar/2025 12:30PM
CLIENT CODE.	: KOS DIAGNOSTIC LAB		
CLIENT ADDRESS	: 6349/1, NICHOLSON ROAD, AMBALA CANTT		


Test Name	Value	Unit	Biological Reference interval
-----------	-------	------	-------------------------------

CREATININE

CREATININE: SERUM by ENZYMATIC, SPECTROPHOTOMETRY	3.02^H	mg/dL	0.40 - 1.40
--	-------------------------	-------	-------------




 DR.VINAY CHOPRA
 CONSULTANT PATHOLOGIST
 MBBS, MD (PATHOLOGY & MICROBIOLOGY)


 DR.YUGAM CHOPRA
 CONSULTANT PATHOLOGIST
 MBBS, MD (PATHOLOGY)



Dr. Vinay Chopra
 MD (Pathology & Microbiology)
 Chairman & Consultant Pathologist

Dr. Yugam Chopra
 MD (Pathology)
 CEO & Consultant Pathologist

NAME	: Mr. PRINCE	PATIENT ID	: 1797417
AGE/ GENDER	: 33 YRS/MALE	REG. NO./LAB NO.	: 012503190025
COLLECTED BY	:	REGISTRATION DATE	: 19/Mar/2025 10:59 AM
REFERRED BY	:	COLLECTION DATE	: 19/Mar/2025 11:07AM
BARCODE NO.	: 01527386	REPORTING DATE	: 19/Mar/2025 01:30PM
CLIENT CODE.	: KOS DIAGNOSTIC LAB		
CLIENT ADDRESS	: 6349/1, NICHOLSON ROAD, AMBALA CANTT		

Test Name	Value	Unit	Biological Reference interval
-----------	-------	------	-------------------------------

URIC ACID

URIC ACID: SERUM **9.85^H** mg/dL 3.60 - 7.70
 by URICASE - OXIDASE PEROXIDASE

INTERPRETATION:-

1. GOUT occurs when high levels of Uric Acid in the blood cause crystals to form & accumulate around a joint.
 2. Uric Acid is the end product of purine metabolism. Uric acid is excreted to a large degree by the kidneys and to a smaller degree in the intestinal tract by microbial degradation.

INCREASED:-

(A).DUE TO INCREASED PRODUCTION:-

1. Idiopathic primary gout.
2. Excessive dietary purines (organ meats, legumes, anchovies, etc).
3. Cytolytic treatment of malignancies especially leukemias & lymphomas.
4. Polycythemia vera & myeloid metaplasia.
5. Psoriasis.
6. Sickle cell anaemia etc.

(B).DUE TO DECREASED EXCRETION (BY KIDNEYS)

1. Alcohol ingestion.
2. Thiazide diuretics.
3. Lactic acidosis.
4. Aspirin ingestion (less than 2 grams per day).
5. Diabetic ketoacidosis or starvation.
6. Renal failure due to any cause etc.

DECREASED:-

(A).DUE TO DIETARY DEFICIENCY

1. Dietary deficiency of Zinc, Iron and molybdenum.
2. Fanconi syndrome & Wilson's disease.
3. Multiple sclerosis.
4. Syndrome of inappropriate antidiuretic hormone (SIADH) secretion & low purine diet etc.

(B).DUE TO INCREASED EXCRETION

1. Drugs:- Probenecid, sulphinpyrazone, aspirin doses (more than 4 grams per day), corticosteroids and ACTH, anti-coagulants and estrogens etc.

*** End Of Report ***




 DR. VINAY CHOPRA

CONSULTANT PATHOLOGIST
 MBBS, MD (PATHOLOGY & MICROBIOLOGY)


 DR. YUGAM CHOPRA

CONSULTANT PATHOLOGIST
 MBBS, MD (PATHOLOGY)

