

Dr. Vinay Chopra
 MD (Pathology & Microbiology)
 Chairman & Consultant Pathologist

Dr. Yugam Chopra
 MD (Pathology)
 CEO & Consultant Pathologist

NAME	: Mr. ANIL KUMAR	PATIENT ID	: 1673398
AGE/ GENDER	: 42 YRS/MALE	REG. NO./LAB NO.	: 012503220002
COLLECTED BY	:	REGISTRATION DATE	: 22/Mar/2025 06:47 AM
REFERRED BY	:	COLLECTION DATE	: 22/Mar/2025 07:34AM
BARCODE NO.	: 01527521	REPORTING DATE	: 22/Mar/2025 11:22AM
CLIENT CODE.	: KOS DIAGNOSTIC LAB		
CLIENT ADDRESS	: 6349/1, NICHOLSON ROAD, AMBALA CANTT		


Test Name	Value	Unit	Biological Reference interval
-----------	-------	------	-------------------------------


CLINICAL CHEMISTRY/BIOCHEMISTRY

LIPID PROFILE : BASIC

CHOLESTEROL TOTAL: SERUM <i>by CHOLESTEROL OXIDASE PAP</i>	185.97	mg/dL	OPTIMAL: < 200.0 BORDERLINE HIGH: 200.0 - 239.0 HIGH CHOLESTEROL: > OR = 240.0
TRIGLYCERIDES: SERUM <i>by GLYCEROL PHOSPHATE OXIDASE (ENZYMATIC)</i>	108.8	mg/dL	OPTIMAL: < 150.0 BORDERLINE HIGH: 150.0 - 199.0 HIGH: 200.0 - 499.0 VERY HIGH: > OR = 500.0
HDL CHOLESTEROL (DIRECT): SERUM <i>by SELECTIVE INHIBITION</i>	49.6	mg/dL	LOW HDL: < 30.0 BORDERLINE HIGH HDL: 30.0 - 60.0 HIGH HDL: > OR = 60.0
LDL CHOLESTEROL: SERUM <i>by CALCULATED, SPECTROPHOTOMETRY</i>	114.61	mg/dL	OPTIMAL: < 100.0 ABOVE OPTIMAL: 100.0 - 129.0 BORDERLINE HIGH: 130.0 - 159.0 HIGH: 160.0 - 189.0 VERY HIGH: > OR = 190.0
NON HDL CHOLESTEROL: SERUM <i>by CALCULATED, SPECTROPHOTOMETRY</i>	136.37^H	mg/dL	OPTIMAL: < 130.0 ABOVE OPTIMAL: 130.0 - 159.0 BORDERLINE HIGH: 160.0 - 189.0 HIGH: 190.0 - 219.0 VERY HIGH: > OR = 220.0
VLDL CHOLESTEROL: SERUM <i>by CALCULATED, SPECTROPHOTOMETRY</i>	21.76	mg/dL	0.00 - 45.00
TOTAL LIPIDS: SERUM <i>by CALCULATED, SPECTROPHOTOMETRY</i>	480.74	mg/dL	350.00 - 700.00
CHOLESTEROL/HDL RATIO: SERUM <i>by CALCULATED, SPECTROPHOTOMETRY</i>	3.75	RATIO	LOW RISK: 3.30 - 4.40 AVERAGE RISK: 4.50 - 7.0




 DR. VINAY CHOPRA
 CONSULTANT PATHOLOGIST
 MBBS, MD (PATHOLOGY & MICROBIOLOGY)


 DR. YUGAM CHOPRA
 CONSULTANT PATHOLOGIST
 MBBS, MD (PATHOLOGY)



Dr. Vinay Chopra
 MD (Pathology & Microbiology)
 Chairman & Consultant Pathologist

Dr. Yugam Chopra
 MD (Pathology)
 CEO & Consultant Pathologist

NAME	: Mr. ANIL KUMAR	PATIENT ID	: 1673398
AGE/ GENDER	: 42 YRS/MALE	REG. NO./LAB NO.	: 012503220002
COLLECTED BY	:	REGISTRATION DATE	: 22/Mar/2025 06:47 AM
REFERRED BY	:	COLLECTION DATE	: 22/Mar/2025 07:34AM
BARCODE NO.	: 01527521	REPORTING DATE	: 22/Mar/2025 11:22AM
CLIENT CODE.	: KOS DIAGNOSTIC LAB		
CLIENT ADDRESS	: 6349/1, NICHOLSON ROAD, AMBALA CANTT		

Test Name	Value	Unit	Biological Reference interval
LDL/HDL RATIO: SERUM <i>by CALCULATED, SPECTROPHOTOMETRY</i>	2.31	RATIO	MODERATE RISK: 7.10 - 11.0 HIGH RISK: > 11.0 LOW RISK: 0.50 - 3.0 MODERATE RISK: 3.10 - 6.0 HIGH RISK: > 6.0
TRIGLYCERIDES/HDL RATIO: SERUM <i>by CALCULATED, SPECTROPHOTOMETRY</i>	2.19 ^L	RATIO	3.00 - 5.00

INTERPRETATION:

- Measurements in the same patient can show physiological & analytical variations. Three serial samples 1 week apart are recommended for Total Cholesterol, Triglycerides, HDL & LDL Cholesterol.
- As per NLA-2014 guidelines, all adults above the age of 20 years should be screened for lipid status. Selective screening of children above the age of 2 years with a family history of premature cardiovascular disease or those with at least one parent with high total cholesterol is recommended.
- Low HDL levels are associated with increased risk for Atherosclerotic Cardiovascular disease (ASCVD) due to insufficient HDL being available to participate in reverse cholesterol transport, the process by which cholesterol is eliminated from peripheral tissues.
- NLA-2014 identifies Non HDL Cholesterol (an indicator of all atherogenic lipoproteins such as LDL, VLDL, IDL, Lp(a), Chylomicron remnants) along with LDL-cholesterol as co-primary target for cholesterol lowering therapy. Note that major risk factors can modify treatment goals for LDL & Non HDL.
- Additional testing for Apolipoprotein B, hsCRP, Lp(a) & LP-PLA2 should be considered among patients with moderate risk for ASCVD for risk refinement




 DR. VINAY CHOPRA

CONSULTANT PATHOLOGIST
 MBBS, MD (PATHOLOGY & MICROBIOLOGY)


 DR. YUGAM CHOPRA

CONSULTANT PATHOLOGIST
 MBBS, MD (PATHOLOGY)



Dr. Vinay Chopra
 MD (Pathology & Microbiology)
 Chairman & Consultant Pathologist

Dr. Yugam Chopra
 MD (Pathology)
 CEO & Consultant Pathologist

NAME	: Mr. ANIL KUMAR	PATIENT ID	: 1673398
AGE/ GENDER	: 42 YRS/MALE	REG. NO./LAB NO.	: 012503220002
COLLECTED BY	:	REGISTRATION DATE	: 22/Mar/2025 06:47 AM
REFERRED BY	:	COLLECTION DATE	: 22/Mar/2025 07:34AM
BARCODE NO.	: 01527521	REPORTING DATE	: 22/Mar/2025 11:22AM
CLIENT CODE.	: KOS DIAGNOSTIC LAB		
CLIENT ADDRESS	: 6349/1, NICHOLSON ROAD, AMBALA CANTT		

Test Name	Value	Unit	Biological Reference interval
-----------	-------	------	-------------------------------

LIVER FUNCTION TEST (COMPLETE)

BILIRUBIN TOTAL: SERUM <i>by DIAZOTIZATION, SPECTROPHOTOMETRY</i>	0.92	mg/dL	INFANT: 0.20 - 8.00 ADULT: 0.00 - 1.20
BILIRUBIN DIRECT (CONJUGATED): SERUM <i>by DIAZO MODIFIED, SPECTROPHOTOMETRY</i>	0.23	mg/dL	0.00 - 0.40
BILIRUBIN INDIRECT (UNCONJUGATED): SERUM <i>by CALCULATED, SPECTROPHOTOMETRY</i>	0.69	mg/dL	0.10 - 1.00
SGOT/AST: SERUM <i>by IFCC, WITHOUT PYRIDOXAL PHOSPHATE</i>	22.1	U/L	7.00 - 45.00
SGPT/ALT: SERUM <i>by IFCC, WITHOUT PYRIDOXAL PHOSPHATE</i>	30.5	U/L	0.00 - 49.00
AST/ALT RATIO: SERUM <i>by CALCULATED, SPECTROPHOTOMETRY</i>	0.72	RATIO	0.00 - 46.00
ALKALINE PHOSPHATASE: SERUM <i>by PARA NITROPHENYL PHOSPHATASE BY AMINO METHYL PROPANOL</i>	65.35	U/L	40.0 - 130.0
GAMMA GLUTAMYL TRANSFERASE (GGT): SERUM <i>by SZASZ, SPECTROPHOTOMETRY</i>	25.94	U/L	0.00 - 55.0
TOTAL PROTEINS: SERUM <i>by BIURET, SPECTROPHOTOMETRY</i>	7.01	gm/dL	6.20 - 8.00
ALBUMIN: SERUM <i>by BROMOCRESOL GREEN</i>	4.24	gm/dL	3.50 - 5.50
GLOBULIN: SERUM <i>by CALCULATED, SPECTROPHOTOMETRY</i>	2.77	gm/dL	2.30 - 3.50
A : G RATIO: SERUM <i>by CALCULATED, SPECTROPHOTOMETRY</i>	1.53	RATIO	1.00 - 2.00

INTERPRETATION


NOTE:- To be correlated in individuals having SGOT and SGPT values higher than Normal Reference Range.


USE:- Differential diagnosis of diseases of hepatobiliary system and pancreas.

INCREASED:

DRUG HEPATOTOXICITY	> 2
ALCOHOLIC HEPATITIS	> 2 (Highly Suggestive)
CIRRHOSIS	1.4 - 2.0
INTRAHEPATIC CHOLESTASIS	> 1.5
HEPATOCELLULAR CARCINOMA & CHRONIC HEPATITIS	> 1.3 (Slightly Increased)




DR. VINAY CHOPRA
 CONSULTANT PATHOLOGIST
 MBBS, MD (PATHOLOGY & MICROBIOLOGY)


DR. YUGAM CHOPRA
 CONSULTANT PATHOLOGIST
 MBBS, MD (PATHOLOGY)



Dr. Vinay Chopra
 MD (Pathology & Microbiology)
 Chairman & Consultant Pathologist

Dr. Yugam Chopra
 MD (Pathology)
 CEO & Consultant Pathologist

NAME	: Mr. ANIL KUMAR	PATIENT ID	: 1673398
AGE/ GENDER	: 42 YRS/MALE	REG. NO./LAB NO.	: 012503220002
COLLECTED BY	:	REGISTRATION DATE	: 22/Mar/2025 06:47 AM
REFERRED BY	:	COLLECTION DATE	: 22/Mar/2025 07:34AM
BARCODE NO.	: 01527521	REPORTING DATE	: 22/Mar/2025 11:22AM
CLIENT CODE.	: KOS DIAGNOSTIC LAB		
CLIENT ADDRESS	: 6349/1, NICHOLSON ROAD, AMBALA CANTT		

Test Name	Value	Unit	Biological Reference interval
-----------	-------	------	-------------------------------

DECREASED:


1. Acute Hepatitis due to virus, drugs, toxins (with AST increased 3 to 10 times upper limit of normal)
2. Extra Hepatic cholestasis: 0.8 (normal or slightly decreased).


PROGNOSTIC SIGNIFICANCE:

NORMAL	< 0.65
GOOD PROGNOSTIC SIGN	0.3 - 0.6
POOR PROGNOSTIC SIGN	1.2 - 1.6

*** End Of Report ***




DR.VINAY CHOPRA
 CONSULTANT PATHOLOGIST
 MBBS, MD (PATHOLOGY & MICROBIOLOGY)


DR.YUGAM CHOPRA
 CONSULTANT PATHOLOGIST
 MBBS, MD (PATHOLOGY)

