

Dr. Vinay Chopra
 MD (Pathology & Microbiology)
 Chairman & Consultant Pathologist

Dr. Yugam Chopra
 MD (Pathology)
 CEO & Consultant Pathologist

NAME	: Mrs. TAMANNA	PATIENT ID	: 1804668
AGE/ GENDER	: 54 YRS/FEMALE	REG. NO./LAB NO.	: 012503240065
COLLECTED BY	:	REGISTRATION DATE	: 24/Mar/2025 06:22 PM
REFERRED BY	:	COLLECTION DATE	: 24/Mar/2025 06:23PM
BARCODE NO.	: 01527693	REPORTING DATE	: 24/Mar/2025 07:05PM
CLIENT CODE.	: KOS DIAGNOSTIC LAB		
CLIENT ADDRESS	: 6349/1, NICHOLSON ROAD, AMBALA CANTT		

Test Name	Value	Unit	Biological Reference interval
-----------	-------	------	-------------------------------

HAEMATOLOGY

PROTHROMBIN TIME STUDIES (PT/INR)

PT TEST (PATIENT) <i>by PHOTO OPTICAL CLOT DETECTION</i>	20.32 ^H	SECS	11.5 - 14.5
PT (CONTROL) <i>by PHOTO OPTICAL CLOT DETECTION</i>	12	SECS	
ISI <i>by PHOTO OPTICAL CLOT DETECTION</i>	1.1		
INTERNATIONAL NORMALISED RATIO (INR) <i>by PHOTO OPTICAL CLOT DETECTION</i>	1.78 ^H		0.80 - 1.20
PT INDEX <i>by PHOTO OPTICAL CLOT DETECTION</i>	59.06	%	


INTERPRETATION:-


1. INR is the parameter of choice in monitoring adequacy of oral anti-coagulant therapy. Appropriate therapeutic range varies with the disease and treatment intensity.
2. Prolonged INR suggests potential bleeding disorder /bleeding complications
3. Results should be clinically correlated.
4. Test conducted on Citrated Plasma

RECOMMENDED THERAPEUTIC RANGE FOR ORAL ANTI-COAGULANT THERAPY (INR)

INDICATION		INTERNATIONAL NORMALIZED RATIO (INR)
Treatment of venous thrombosis	Low Intensity	2.0 - 3.0
Treatment of pulmonary embolism		
Prevention of systemic embolism in tissue heart valves		
Valvular heart disease		
Acute myocardial infarction		
Atrial fibrillation		
Bileaflet mechanical valve in aortic position	High Intensity	2.5 - 3.5
Recurrent embolism		
Mechanical heart valve		




DR. VINAY CHOPRA
 CONSULTANT PATHOLOGIST
 MBBS, MD (PATHOLOGY & MICROBIOLOGY)


DR. YUGAM CHOPRA
 CONSULTANT PATHOLOGIST
 MBBS, MD (PATHOLOGY)



Dr. Vinay Chopra
 MD (Pathology & Microbiology)
 Chairman & Consultant Pathologist

Dr. Yugam Chopra
 MD (Pathology)
 CEO & Consultant Pathologist

NAME	: Mrs. TAMANNA	PATIENT ID	: 1804668
AGE/ GENDER	: 54 YRS/FEMALE	REG. NO./LAB NO.	: 012503240065
COLLECTED BY	:	REGISTRATION DATE	: 24/Mar/2025 06:22 PM
REFERRED BY	:	COLLECTION DATE	: 24/Mar/2025 06:23PM
BARCODE NO.	: 01527693	REPORTING DATE	: 24/Mar/2025 07:05PM
CLIENT CODE.	: KOS DIAGNOSTIC LAB		
CLIENT ADDRESS	: 6349/1, NICHOLSON ROAD, AMBALA CANTT		

Test Name	Value	Unit	Biological Reference interval
Antiphospholipid antibodies ⁺			


COMMENTS:


The prothrombin time (PT) and its derived measures of prothrombin ratio (PR) and international normalized ratio (INR) are measures of the efficacy of the extrinsic pathway of coagulation. PT test reflects the adequacy of factors I (fibrinogen), II (prothrombin), V, VII, and X. It is used in conjunction with the activated partial thromboplastin time (aPTT) which measures the intrinsic pathway.

The common causes of prolonged prothrombin time are :

- 1.Oral Anticoagulant therapy.
- 2.Liver disease.
- 3.Vit K. deficiency.
- 4.Disseminated intra vascular coagulation.
- 5.Factor 5, 7 , 10 or Prothrombin deficiency




DR.VINAY CHOPRA
 CONSULTANT PATHOLOGIST
 MBBS, MD (PATHOLOGY & MICROBIOLOGY)


DR.YUGAM CHOPRA
 CONSULTANT PATHOLOGIST
 MBBS , MD (PATHOLOGY)



Dr. Vinay Chopra
 MD (Pathology & Microbiology)
 Chairman & Consultant Pathologist

Dr. Yugam Chopra
 MD (Pathology)
 CEO & Consultant Pathologist

NAME	: Mrs. TAMANNA	PATIENT ID	: 1804668
AGE/ GENDER	: 54 YRS/FEMALE	REG. NO./LAB NO.	: 012503240065
COLLECTED BY	:	REGISTRATION DATE	: 24/Mar/2025 06:22 PM
REFERRED BY	:	COLLECTION DATE	: 24/Mar/2025 06:23PM
BARCODE NO.	: 01527693	REPORTING DATE	: 24/Mar/2025 07:45PM
CLIENT CODE.	: KOS DIAGNOSTIC LAB		
CLIENT ADDRESS	: 6349/1, NICHOLSON ROAD, AMBALA CANTT		

Test Name	Value	Unit	Biological Reference interval
-----------	-------	------	-------------------------------

ENDOCRINOLOGY

THYROID STIMULATING HORMONE (TSH)

THYROID STIMULATING HORMONE (TSH): SERUM 3.707 μ IU/mL 0.35 - 5.50

by CMIA (CHEMILUMINESCENT MICROPARTICLE IMMUNOASSAY)

3rd GENERATION, ULTRASENSITIVE

INTERPRETATION:

AGE	REFERENCE RANGE (μ IU/mL)
0 – 5 DAYS	0.70 – 15.20
6 Days – 2 Months	0.70 – 11.00
3 – 11 Months	0.70 – 8.40
1 – 5 Years	0.70 – 7.00
6 – 10 Years	0.60 – 5.50
11 - 15	0.50 – 5.50
> 20 Years (Adults)	0.27 – 5.50
PREGNANCY	
1st Trimester	0.10 - 3.00
2nd Trimester	0.20 - 3.00
3rd Trimester	0.30 - 4.10

NOTE:- TSH levels are subjected to circadian variation, reaching peak levels between 2-4 a.m and at a minimum between 6-10 pm. The variation is of the order of 50 %. Hence time of the day has influence on the measured serum TSH concentration.

USE:- TSH controls biosynthesis and release of thyroid hormones T4 & T3. It is a sensitive measure of thyroid function, especially useful in early or subclinical hypothyroidism, before the patient develops any clinical findings or goitre or any other thyroid function abnormality.

INCREASED LEVELS:

- 1.Primary or untreated hypothyroidism, may vary from 3 times to more than 100 times normal depending on degree of hypofunction.
- 2.Hypothyroid patients receiving insufficient thyroid replacement therapy.
- 3.Hashimotos thyroiditis.
- 4.DRUGS: Amphetamines, Iodine containing agents and dopamine antagonist.
- 5.Neonatal period, increase in 1st 2-3 days of life due to post-natal surge.

DECREASED LEVELS:

- 1.Toxic multi-nodular goitre & Thyroiditis.
- 2.Over replacement of thyroid hormone in treatment of hypothyroidism.
- 3.Autonomously functioning Thyroid adenoma
- 4.Secondary pituitary or hypothalamic hypothyroidism
- 5.Acute psychiatric illness
- 6.Severe dehydration.





DR.VINAY CHOPRA
 CONSULTANT PATHOLOGIST
 MBBS, MD (PATHOLOGY & MICROBIOLOGY)



DR.YUGAM CHOPRA
 CONSULTANT PATHOLOGIST
 MBBS, MD (PATHOLOGY)



Dr. Vinay Chopra
 MD (Pathology & Microbiology)
 Chairman & Consultant Pathologist

Dr. Yugam Chopra
 MD (Pathology)
 CEO & Consultant Pathologist

NAME	: Mrs. TAMANNA	PATIENT ID	: 1804668
AGE/ GENDER	: 54 YRS/FEMALE	REG. NO./LAB NO.	: 012503240065
COLLECTED BY	:	REGISTRATION DATE	: 24/Mar/2025 06:22 PM
REFERRED BY	:	COLLECTION DATE	: 24/Mar/2025 06:23PM
BARCODE NO.	: 01527693	REPORTING DATE	: 24/Mar/2025 07:45PM
CLIENT CODE.	: KOS DIAGNOSTIC LAB		
CLIENT ADDRESS	: 6349/1, NICHOLSON ROAD, AMBALA CANTT		

Test Name	Value	Unit	Biological Reference interval
-----------	-------	------	-------------------------------

7.DRUGS: Glucocorticoids, Dopamine, Levodopa, T4 replacement therapy, Anti-thyroid drugs for thyrotoxicosis.


8.Pregnancy: 1st and 2nd Trimester


LIMITATIONS:

- 1.TSH may be normal in central hypothyroidism, recent rapid correction of hyperthyroidism or hypothyroidism, pregnancy, phenytoin therapy.
- 2.Autoimmune disorders may produce spurious results.

*** End Of Report ***




DR.VINAY CHOPRA
 CONSULTANT PATHOLOGIST
 MBBS, MD (PATHOLOGY & MICROBIOLOGY)


DR.YUGAM CHOPRA
 CONSULTANT PATHOLOGIST
 MBBS, MD (PATHOLOGY)

