

Dr. Vinay Chopra
 MD (Pathology & Microbiology)
 Chairman & Consultant Pathologist

Dr. Yugam Chopra
 MD (Pathology)
 CEO & Consultant Pathologist

NAME	: Mr. RAJINDRA SINGH	PATIENT ID	: 1717986
AGE/ GENDER	: 70 YRS/MALE	REG. NO./LAB NO.	: 012503280029
COLLECTED BY	:	REGISTRATION DATE	: 28/Mar/2025 11:13 AM
REFERRED BY	:	COLLECTION DATE	: 28/Mar/2025 11:27AM
BARCODE NO.	: 01527928	REPORTING DATE	: 28/Mar/2025 12:31PM
CLIENT CODE.	: KOS DIAGNOSTIC LAB		
CLIENT ADDRESS	: 6349/1, NICHOLSON ROAD, AMBALA CANTT		

Test Name	Value	Unit	Biological Reference interval
-----------	-------	------	-------------------------------

HAEMATOLOGY

COMPLETE BLOOD COUNT (CBC)


RED BLOOD CELLS (RBCS) COUNT AND INDICES


HAEMOGLOBIN (HB) <i>by CALORIMETRIC</i>	8.2 ^L	gm/dL	12.0 - 17.0
RED BLOOD CELL (RBC) COUNT <i>by HYDRO DYNAMIC FOCUSING, ELECTRICAL IMPEDENCE</i>	2.84 ^L	Millions/cmm	3.50 - 5.00
PACKED CELL VOLUME (PCV) <i>by CALCULATED BY AUTOMATED HEMATOLOGY ANALYZER</i>	25.6 ^L	%	40.0 - 54.0
MEAN CORPUSCULAR VOLUME (MCV) <i>by CALCULATED BY AUTOMATED HEMATOLOGY ANALYZER</i>	90.2	fL	80.0 - 100.0
MEAN CORPUSCULAR HAEMOGLOBIN (MCH) <i>by CALCULATED BY AUTOMATED HEMATOLOGY ANALYZER</i>	28.9	pg	27.0 - 34.0
MEAN CORPUSCULAR HEMOGLOBIN CONC. (MCHC) <i>by CALCULATED BY AUTOMATED HEMATOLOGY ANALYZER</i>	32.1	g/dL	32.0 - 36.0
RED CELL DISTRIBUTION WIDTH (RDW-CV) <i>by CALCULATED BY AUTOMATED HEMATOLOGY ANALYZER</i>	14	%	11.00 - 16.00
RED CELL DISTRIBUTION WIDTH (RDW-SD) <i>by CALCULATED BY AUTOMATED HEMATOLOGY ANALYZER</i>	46.8	fL	35.0 - 56.0
MENTZERS INDEX <i>by CALCULATED</i>	31.76	RATIO	BETA THALASSEMIA TRAIT: < 13.0 IRON DEFICIENCY ANEMIA: >13.0
GREEN & KING INDEX <i>by CALCULATED</i>	138.91	RATIO	BETA THALASSEMIA TRAIT: <= 74.1 IRON DEFICIENCY ANEMIA: >= 74.1

WHITE BLOOD CELLS (WBCS)

TOTAL LEUCOCYTE COUNT (TLC) <i>by FLOW CYTOMETRY BY SF CUBE & MICROSCOPY</i>	5890	/cmm	4000 - 11000
NUCLEATED RED BLOOD CELLS (nRBCS) <i>by AUTOMATED 6 PART HEMATOLOGY ANALYZER</i>	NIL		0.00 - 20.00
NUCLEATED RED BLOOD CELLS (nRBCS) %	NIL	%	< 10 %




DR.VINAY CHOPRA
 CONSULTANT PATHOLOGIST
 MBBS, MD (PATHOLOGY & MICROBIOLOGY)


DR.YUGAM CHOPRA
 CONSULTANT PATHOLOGIST
 MBBS, MD (PATHOLOGY)



Dr. Vinay Chopra
 MD (Pathology & Microbiology)
 Chairman & Consultant Pathologist

Dr. Yugam Chopra
 MD (Pathology)
 CEO & Consultant Pathologist

NAME	: Mr. RAJINDRA SINGH	PATIENT ID	: 1717986
AGE/ GENDER	: 70 YRS/MALE	REG. NO./LAB NO.	: 012503280029
COLLECTED BY	:	REGISTRATION DATE	: 28/Mar/2025 11:13 AM
REFERRED BY	:	COLLECTION DATE	: 28/Mar/2025 11:27AM
BARCODE NO.	: 01527928	REPORTING DATE	: 28/Mar/2025 12:31PM
CLIENT CODE.	: KOS DIAGNOSTIC LAB		
CLIENT ADDRESS	: 6349/1, NICHOLSON ROAD, AMBALA CANTT		

Test Name	Value	Unit	Biological Reference interval
by CALCULATED BY AUTOMATED HEMATOLOGY ANALYZER			
<u>DIFFERENTIAL LEUCOCYTE COUNT (DLC)</u>			
NEUTROPHILS	75 ^H	%	50 - 70
by FLOW CYTOMETRY BY SF CUBE & MICROSCOPY			
LYMPHOCYTES	16 ^L	%	20 - 40
by FLOW CYTOMETRY BY SF CUBE & MICROSCOPY			
EOSINOPHILS	3	%	1 - 6
by FLOW CYTOMETRY BY SF CUBE & MICROSCOPY			
MONOCYTES	6	%	2 - 12
by FLOW CYTOMETRY BY SF CUBE & MICROSCOPY			
BASOPHILS	0	%	0 - 1
by FLOW CYTOMETRY BY SF CUBE & MICROSCOPY			
<u>ABSOLUTE LEUKOCYTES (WBC) COUNT</u>			
ABSOLUTE NEUTROPHIL COUNT	4418	/cmm	2000 - 7500
by FLOW CYTOMETRY BY SF CUBE & MICROSCOPY			
ABSOLUTE LYMPHOCYTE COUNT	942	/cmm	800 - 4900
by FLOW CYTOMETRY BY SF CUBE & MICROSCOPY			
ABSOLUTE EOSINOPHIL COUNT	177	/cmm	40 - 440
by FLOW CYTOMETRY BY SF CUBE & MICROSCOPY			
ABSOLUTE MONOCYTE COUNT	353	/cmm	80 - 880
by FLOW CYTOMETRY BY SF CUBE & MICROSCOPY			
<u>PLATELETS AND OTHER PLATELET PREDICTIVE MARKERS.</u>			
PLATELET COUNT (PLT)	105000 ^L	/cmm	150000 - 450000
by HYDRO DYNAMIC FOCUSING, ELECTRICAL IMPEDENCE			
PLATELETCRIT (PCT)	0.09 ^L	%	0.10 - 0.36
by HYDRO DYNAMIC FOCUSING, ELECTRICAL IMPEDENCE			
MEAN PLATELET VOLUME (MPV)	9	fL	6.50 - 12.0
by HYDRO DYNAMIC FOCUSING, ELECTRICAL IMPEDENCE			
PLATELET LARGE CELL COUNT (P-LCC)	18000 ^L	/cmm	30000 - 90000
by HYDRO DYNAMIC FOCUSING, ELECTRICAL IMPEDENCE			
PLATELET LARGE CELL RATIO (P-LCR)	17.1	%	11.0 - 45.0
by HYDRO DYNAMIC FOCUSING, ELECTRICAL IMPEDENCE			
PLATELET DISTRIBUTION WIDTH (PDW)	16.3	%	15.0 - 17.0
by HYDRO DYNAMIC FOCUSING, ELECTRICAL IMPEDENCE			

NOTE: TEST CONDUCTED ON EDTA WHOLE BLOOD




DR. VINAY CHOPRA
 CONSULTANT PATHOLOGIST
 MBBS, MD (PATHOLOGY & MICROBIOLOGY)


DR. YUGAM CHOPRA
 CONSULTANT PATHOLOGIST
 MBBS, MD (PATHOLOGY)



Dr. Vinay Chopra
 MD (Pathology & Microbiology)
 Chairman & Consultant Pathologist

Dr. Yugam Chopra
 MD (Pathology)
 CEO & Consultant Pathologist


NAME	: Mr. RAJINDRA SINGH	PATIENT ID	: 1717986
AGE/ GENDER	: 70 YRS/MALE	REG. NO./LAB NO.	: 012503280029
COLLECTED BY	:	REGISTRATION DATE	: 28/Mar/2025 11:13 AM
REFERRED BY	:	COLLECTION DATE	: 28/Mar/2025 11:27AM
BARCODE NO.	: 01527928	REPORTING DATE	: 28/Mar/2025 12:31PM
CLIENT CODE.	: KOS DIAGNOSTIC LAB		
CLIENT ADDRESS	: 6349/1, NICHOLSON ROAD, AMBALA CANTT		

Test Name	Value	Unit	Biological Reference interval
-----------	-------	------	-------------------------------

RECHECKED




 DR.VINAY CHOPRA
 CONSULTANT PATHOLOGIST
 MBBS, MD (PATHOLOGY & MICROBIOLOGY)


 DR.YUGAM CHOPRA
 CONSULTANT PATHOLOGIST
 MBBS, MD (PATHOLOGY)



Dr. Vinay Chopra
 MD (Pathology & Microbiology)
 Chairman & Consultant Pathologist

Dr. Yugam Chopra
 MD (Pathology)
 CEO & Consultant Pathologist

NAME	: Mr. RAJINDRA SINGH	PATIENT ID	: 1717986
AGE/ GENDER	: 70 YRS/MALE	REG. NO./LAB NO.	: 012503280029
COLLECTED BY	:	REGISTRATION DATE	: 28/Mar/2025 11:13 AM
REFERRED BY	:	COLLECTION DATE	: 28/Mar/2025 11:27AM
BARCODE NO.	: 01527928	REPORTING DATE	: 28/Mar/2025 02:37PM
CLIENT CODE.	: KOS DIAGNOSTIC LAB		
CLIENT ADDRESS	: 6349/1, NICHOLSON ROAD, AMBALA CANTT		


Test Name	Value	Unit	Biological Reference interval
-----------	-------	------	-------------------------------


CLINICAL CHEMISTRY/BIOCHEMISTRY

UREA

UREA: SERUM	147.78 ^H	mg/dL	10.00 - 50.00
by UREASE - GLUTAMATE DEHYDROGENASE (GLDH)			
Rechecked			




DR.VINAY CHOPRA
 CONSULTANT PATHOLOGIST
 MBBS, MD (PATHOLOGY & MICROBIOLOGY)


DR.YUGAM CHOPRA
 CONSULTANT PATHOLOGIST
 MBBS, MD (PATHOLOGY)



Dr. Vinay Chopra
 MD (Pathology & Microbiology)
 Chairman & Consultant Pathologist

Dr. Yugam Chopra
 MD (Pathology)
 CEO & Consultant Pathologist

NAME	: Mr. RAJINDRA SINGH	PATIENT ID	: 1717986
AGE/ GENDER	: 70 YRS/MALE	REG. NO./LAB NO.	: 012503280029
COLLECTED BY	:	REGISTRATION DATE	: 28/Mar/2025 11:13 AM
REFERRED BY	:	COLLECTION DATE	: 28/Mar/2025 11:27AM
BARCODE NO.	: 01527928	REPORTING DATE	: 28/Mar/2025 02:37PM
CLIENT CODE.	: KOS DIAGNOSTIC LAB		
CLIENT ADDRESS	: 6349/1, NICHOLSON ROAD, AMBALA CANTT		

Test Name	Value	Unit	Biological Reference interval
-----------	-------	------	-------------------------------


CREATININE


CREATININE: SERUM	g ^H	mg/dL	0.40 - 1.40
by ENZYMATIC, SPECTROPHOTOMETRY			

Rechecked

*** End Of Report ***




DR.VINAY CHOPRA
 CONSULTANT PATHOLOGIST
 MBBS, MD (PATHOLOGY & MICROBIOLOGY)


DR.YUGAM CHOPRA
 CONSULTANT PATHOLOGIST
 MBBS, MD (PATHOLOGY)

