

Dr. Vinay Chopra  
 MD (Pathology & Microbiology)  
 Chairman & Consultant Pathologist

Dr. Yugam Chopra  
 MD (Pathology)  
 CEO & Consultant Pathologist

<b>NAME</b>	: Mr. K.C SHARMA	<b>PATIENT ID</b>	: 1809806
<b>AGE/ GENDER</b>	: 74 YRS/MALE	<b>REG. NO./LAB NO.</b>	: 012503280035
<b>COLLECTED BY</b>	:	<b>REGISTRATION DATE</b>	: 28/Mar/2025 01:58 PM
<b>REFERRED BY</b>	:	<b>COLLECTION DATE</b>	: 28/Mar/2025 01:59PM
<b>BARCODE NO.</b>	: 01527934	<b>REPORTING DATE</b>	: 28/Mar/2025 05:00PM
<b>CLIENT CODE.</b>	: KOS DIAGNOSTIC LAB		
<b>CLIENT ADDRESS</b>	: 6349/1, NICHOLSON ROAD, AMBALA CANTT		

Test Name	Value	Unit	Biological Reference interval
-----------	-------	------	-------------------------------

### CLINICAL PATHOLOGY

#### PLEURAL FLUID EXAMINATION

#### TYPE OF SAMPLE

#### PRESENT

#### MACROSCOPIC EXAMINATION

VOLUME	15	ML	
COLOUR	YELLOW		PALE YELLOW
APPEARANCE	HAZY		CLEAR
COAGULUM	NOT SEEN		NOT SEEN
BLOOD	TRACE		NEGATIVE (-ve)

#### CHEMICAL ANALYSIS

PROTEINS	1.04	gm/dL	
<i>by SPECTROPHOTOMETRY</i>			
GLUCOSE	170.88	mg/dL	0
<i>by SPECTROPHOTOMETRY</i>			

#### CYTOLOGY

TOTAL LEUCOCYTE COUNT (TLC)	335 CELLS	/cmm
<i>by MICROSCOPY</i>		
LYMPHOCYTES	Mainly lymphocytes	%
<i>by MICROSCOPY</i>		

\*\* TRANSUDATE MAINLY. May be due to anemia/hypoproteinemia or CHF or Portal hypertension.



  
 DR. VINAY CHOPRA  
 CONSULTANT PATHOLOGIST  
 MBBS, MD (PATHOLOGY & MICROBIOLOGY)

  
 DR. YUGAM CHOPRA  
 CONSULTANT PATHOLOGIST  
 MBBS, MD (PATHOLOGY)



Dr. Vinay Chopra  
 MD (Pathology & Microbiology)  
 Chairman & Consultant Pathologist

Dr. Yugam Chopra  
 MD (Pathology)  
 CEO & Consultant Pathologist

<b>NAME</b>	: Mr. K.C SHARMA	<b>PATIENT ID</b>	: 1809806
<b>AGE/ GENDER</b>	: 74 YRS/MALE	<b>REG. NO./LAB NO.</b>	: 012503280035
<b>COLLECTED BY</b>	:	<b>REGISTRATION DATE</b>	: 28/Mar/2025 01:58 PM
<b>REFERRED BY</b>	:	<b>COLLECTION DATE</b>	: 28/Mar/2025 01:59PM
<b>BARCODE NO.</b>	: 01527934	<b>REPORTING DATE</b>	: 28/Mar/2025 05:01PM
<b>CLIENT CODE.</b>	: KOS DIAGNOSTIC LAB		
<b>CLIENT ADDRESS</b>	: 6349/1, NICHOLSON ROAD, AMBALA CANTT		

## CYTOLOGY

### CYTOLOGY/CYTOLOGY EXAMINATION BODY FLUIDS/CYTOLOGY FOR MALIGNANT CELLS

**TEST NAME:**  
**CYTOLOGY**

**CLINICAL HISTORY (IF ANY):**

**SITE:**  
 PLEURAL FLUID

**NATURE/APPEAREANCE OF SPECIMEN :**  
 Yellow & hazy


### MICROSCOPIC EXAMINATION:


Smear show a few scattered inflammatory cells consisting of mainly lymphocytes.Occ. foamy macrophages noted.No malignantcells seen.

### INTERPRETATION/RESULT:

Correlate clinically.



  
 DR.VINAY CHOPRA  
 CONSULTANT PATHOLOGIST  
 MBBS, MD (PATHOLOGY & MICROBIOLOGY)

  
 DR.YUGAM CHOPRA  
 CONSULTANT PATHOLOGIST  
 MBBS, MD (PATHOLOGY)



**Dr. Vinay Chopra**  
 MD (Pathology & Microbiology)  
 Chairman & Consultant Pathologist


**Dr. Yugam Chopra**  
 MD (Pathology)  
 CEO & Consultant Pathologist

<b>NAME</b>	: Mr. K.C SHARMA	<b>PATIENT ID</b>	: 1809806
<b>AGE/ GENDER</b>	: 74 YRS/MALE	<b>REG. NO./LAB NO.</b>	: <b>012503280035</b>
<b>COLLECTED BY</b>	:	<b>REGISTRATION DATE</b>	: 28/Mar/2025 01:58 PM
<b>REFERRED BY</b>	:	<b>COLLECTION DATE</b>	: 28/Mar/2025 01:59PM
<b>BARCODE NO.</b>	: 01527934	<b>REPORTING DATE</b>	: 28/Mar/2025 05:01PM
<b>CLIENT CODE.</b>	: KOS DIAGNOSTIC LAB		
<b>CLIENT ADDRESS</b>	: 6349/1, NICHOLSON ROAD, AMBALA CANTT		

\*\*\* End Of Report \*\*\*



  
**DR.VINAY CHOPRA**  
 CONSULTANT PATHOLOGIST  
 MBBS, MD (PATHOLOGY & MICROBIOLOGY)

  
**DR.YUGAM CHOPRA**  
 CONSULTANT PATHOLOGIST  
 MBBS, MD (PATHOLOGY)

