

Dr. Vinay Chopra
 MD (Pathology & Microbiology)
 Chairman & Consultant Pathologist

Dr. Yugam Chopra
 MD (Pathology)
 CEO & Consultant Pathologist

NAME	: Mrs. BIMLA	PATIENT ID	: 1810771
AGE/ GENDER	: 62 YRS/FEMALE	REG. NO./LAB NO.	: 012503290041
COLLECTED BY	:	REGISTRATION DATE	: 29/Mar/2025 11:48 AM
REFERRED BY	:	COLLECTION DATE	: 29/Mar/2025 11:49AM
BARCODE NO.	: 01527987	REPORTING DATE	: 29/Mar/2025 01:07PM
CLIENT CODE.	: KOS DIAGNOSTIC LAB		
CLIENT ADDRESS	: 6349/1, NICHOLSON ROAD, AMBALA CANTT		


Test Name	Value	Unit	Biological Reference interval
-----------	-------	------	-------------------------------


CLINICAL CHEMISTRY/BIOCHEMISTRY

UREA

UREA: SERUM	20.56	mg/dL	10.00 - 50.00
by UREASE - GLUTAMATE DEHYDROGENASE (GLDH)			




DR.VINAY CHOPRA
 CONSULTANT PATHOLOGIST
 MBBS, MD (PATHOLOGY & MICROBIOLOGY)


DR.YUGAM CHOPRA
 CONSULTANT PATHOLOGIST
 MBBS, MD (PATHOLOGY)



Dr. Vinay Chopra
 MD (Pathology & Microbiology)
 Chairman & Consultant Pathologist

Dr. Yugam Chopra
 MD (Pathology)
 CEO & Consultant Pathologist


NAME	: Mrs. BIMLA	PATIENT ID	: 1810771
AGE/ GENDER	: 62 YRS/FEMALE	REG. NO./LAB NO.	: 012503290041
COLLECTED BY	:	REGISTRATION DATE	: 29/Mar/2025 11:48 AM
REFERRED BY	:	COLLECTION DATE	: 29/Mar/2025 11:49AM
BARCODE NO.	: 01527987	REPORTING DATE	: 29/Mar/2025 01:07PM
CLIENT CODE.	: KOS DIAGNOSTIC LAB		
CLIENT ADDRESS	: 6349/1, NICHOLSON ROAD, AMBALA CANTT		


Test Name	Value	Unit	Biological Reference interval
-----------	-------	------	-------------------------------

CREATININE

CREATININE: SERUM	0.89	mg/dL	0.40 - 1.20
by ENZYMATIC, SPECTROPHOTOMETRY			




 DR.VINAY CHOPRA
 CONSULTANT PATHOLOGIST
 MBBS, MD (PATHOLOGY & MICROBIOLOGY)


 DR.YUGAM CHOPRA
 CONSULTANT PATHOLOGIST
 MBBS, MD (PATHOLOGY)



Dr. Vinay Chopra
 MD (Pathology & Microbiology)
 Chairman & Consultant Pathologist

Dr. Yugam Chopra
 MD (Pathology)
 CEO & Consultant Pathologist

NAME	: Mrs. BIMLA	PATIENT ID	: 1810771
AGE/ GENDER	: 62 YRS/FEMALE	REG. NO./LAB NO.	: 012503290041
COLLECTED BY	:	REGISTRATION DATE	: 29/Mar/2025 11:48 AM
REFERRED BY	:	COLLECTION DATE	: 29/Mar/2025 11:49AM
BARCODE NO.	: 01527987	REPORTING DATE	: 06/Apr/2025 05:25PM
CLIENT CODE.	: KOS DIAGNOSTIC LAB		
CLIENT ADDRESS	: 6349/1, NICHOLSON ROAD, AMBALA CANTT		

HISTOPATHOLOGY

HISTOPATHOLOGY/BIOPSY SPECIMEN (MEDIUM)

TEST NAME:

HISTOPATHOLOGY/BIOPSY SPECIMEN

CLINICAL HISTORY (IF ANY):

Lower esophageal growth.

SPECIMEN INFORMATION/RECEIVED:

Esophageal biopsy.

GROSS EXAMINATION:

1. Received (in formalin) six whitish soft tissue pieces aggregate measuring 0.6x0.6x0.2 cm.
2. Entire tissue is submitted for processing in 2 cassettes (A & B).

MICROSCOPIC EXAMINATION:

Sections show a malignant epithelial neoplasm comprising of neoplastic squamous cells arranged in trabeculae, nests, and infiltrating fibrocollagenous stroma and muscularis mucosae. The tumor cells exhibit moderate degree of nuclear atypia.

INTERPRETATION/RESULT:

Esophageal biopsy: Squamous cell carcinoma, moderately differentiated.





DR. VINAY CHOPRA
 CONSULTANT PATHOLOGIST
 MBBS, MD (PATHOLOGY & MICROBIOLOGY)



DR. YUGAM CHOPRA
 CONSULTANT PATHOLOGIST
 MBBS, MD (PATHOLOGY)




Dr. Vinay Chopra
 MD (Pathology & Microbiology)
 Chairman & Consultant Pathologist


Dr. Yugam Chopra
 MD (Pathology)
 CEO & Consultant Pathologist

NAME	: Mrs. BIMLA	PATIENT ID	: 1810771
AGE/ GENDER	: 62 YRS/FEMALE	REG. NO./LAB NO.	: 012503290041
COLLECTED BY	:	REGISTRATION DATE	: 29/Mar/2025 11:48 AM
REFERRED BY	:	COLLECTION DATE	: 29/Mar/2025 11:49AM
BARCODE NO.	: 01527987	REPORTING DATE	: 06/Apr/2025 05:25PM
CLIENT CODE.	: KOS DIAGNOSTIC LAB		
CLIENT ADDRESS	: 6349/1, NICHOLSON ROAD, AMBALA CANTT		

*** End Of Report ***




DR. VINAY CHOPRA
 CONSULTANT PATHOLOGIST
 MBBS, MD (PATHOLOGY & MICROBIOLOGY)


DR. YUGAM CHOPRA
 CONSULTANT PATHOLOGIST
 MBBS, MD (PATHOLOGY)

