

Dr. Vinay Chopra
 MD (Pathology & Microbiology)
 Chairman & Consultant Pathologist

Dr. Yugam Chopra
 MD (Pathology)
 CEO & Consultant Pathologist

NAME	: Mr. RANJEET SINGH	PATIENT ID	: 1813628
AGE/ GENDER	: 76 YRS/MALE	REG. NO./LAB NO.	: 012504010015
COLLECTED BY	:	REGISTRATION DATE	: 01/Apr/2025 09:17 AM
REFERRED BY	:	COLLECTION DATE	: 01/Apr/2025 09:20AM
BARCODE NO.	: 01528129	REPORTING DATE	: 01/Apr/2025 12:32PM
CLIENT CODE.	: KOS DIAGNOSTIC LAB		
CLIENT ADDRESS	: 6349/1, NICHOLSON ROAD, AMBALA CANTT		

Test Name	Value	Unit	Biological Reference interval
-----------	-------	------	-------------------------------

CLINICAL CHEMISTRY/BIOCHEMISTRY
GLUCOSE FASTING (F)

GLUCOSE FASTING (F): PLASMA <i>by GLUCOSE OXIDASE - PEROXIDASE (GOD-POD)</i>	232.7^H	mg/dL	NORMAL: < 100.0 PREDIABETIC: 100.0 - 125.0 DIABETIC: > OR = 126.0
---	--------------------------	-------	---

INTERPRETATION

IN ACCORDANCE WITH AMERICAN DIABETES ASSOCIATION GUIDELINES:

1. A fasting plasma glucose level below 100 mg/dl is considered normal.
2. A fasting plasma glucose level between 100 - 125 mg/dl is considered as glucose intolerant or prediabetic. A fasting and post-prandial blood test (after consumption of 75 gms of glucose) is recommended for all such patients.
3. A fasting plasma glucose level of above 125 mg/dl is highly suggestive of diabetic state. A repeat post-prandial is strongly recommended for all such patients. A fasting plasma glucose level in excess of 125 mg/dl on both occasions is confirmatory for diabetic state.




 DR.VINAY CHOPRA

CONSULTANT PATHOLOGIST
 MBBS, MD (PATHOLOGY & MICROBIOLOGY)


 DR.YUGAM CHOPRA

CONSULTANT PATHOLOGIST
 MBBS, MD (PATHOLOGY)



Dr. Vinay Chopra
 MD (Pathology & Microbiology)
 Chairman & Consultant Pathologist

Dr. Yugam Chopra
 MD (Pathology)
 CEO & Consultant Pathologist


NAME	: Mr. RANJEET SINGH	PATIENT ID	: 1813628
AGE/ GENDER	: 76 YRS/MALE	REG. NO./LAB NO.	: 012504010015
COLLECTED BY	:	REGISTRATION DATE	: 01/Apr/2025 09:17 AM
REFERRED BY	:	COLLECTION DATE	: 01/Apr/2025 09:20AM
BARCODE NO.	: 01528129	REPORTING DATE	: 01/Apr/2025 12:44PM
CLIENT CODE.	: KOS DIAGNOSTIC LAB		
CLIENT ADDRESS	: 6349/1, NICHOLSON ROAD, AMBALA CANTT		


Test Name	Value	Unit	Biological Reference interval
-----------	-------	------	-------------------------------

UREA

UREA: SERUM	116.6^H	mg/dL	10.00 - 50.00
by UREASE - GLUTAMATE DEHYDROGENASE (GLDH)			




DR.VINAY CHOPRA
 CONSULTANT PATHOLOGIST
 MBBS, MD (PATHOLOGY & MICROBIOLOGY)


DR.YUGAM CHOPRA
 CONSULTANT PATHOLOGIST
 MBBS, MD (PATHOLOGY)



Dr. Vinay Chopra
 MD (Pathology & Microbiology)
 Chairman & Consultant Pathologist

Dr. Yugam Chopra
 MD (Pathology)
 CEO & Consultant Pathologist


NAME	: Mr. RANJEET SINGH	PATIENT ID	: 1813628
AGE/ GENDER	: 76 YRS/MALE	REG. NO./LAB NO.	: 012504010015
COLLECTED BY	:	REGISTRATION DATE	: 01/Apr/2025 09:17 AM
REFERRED BY	:	COLLECTION DATE	: 01/Apr/2025 09:20AM
BARCODE NO.	: 01528129	REPORTING DATE	: 01/Apr/2025 12:44PM
CLIENT CODE.	: KOS DIAGNOSTIC LAB		
CLIENT ADDRESS	: 6349/1, NICHOLSON ROAD, AMBALA CANTT		


Test Name	Value	Unit	Biological Reference interval
-----------	-------	------	-------------------------------

CREATININE

CREATININE: SERUM	2.53 ^H	mg/dL	0.40 - 1.40
by ENZYMATIC, SPECTROPHOTOMETRY			




 DR.VINAY CHOPRA
 CONSULTANT PATHOLOGIST
 MBBS, MD (PATHOLOGY & MICROBIOLOGY)


 DR.YUGAM CHOPRA
 CONSULTANT PATHOLOGIST
 MBBS, MD (PATHOLOGY)



Dr. Vinay Chopra
 MD (Pathology & Microbiology)
 Chairman & Consultant Pathologist

Dr. Yugam Chopra
 MD (Pathology)
 CEO & Consultant Pathologist

NAME	: Mr. RANJEET SINGH	PATIENT ID	: 1813628
AGE/ GENDER	: 76 YRS/MALE	REG. NO./LAB NO.	: 012504010015
COLLECTED BY	:	REGISTRATION DATE	: 01/Apr/2025 09:17 AM
REFERRED BY	:	COLLECTION DATE	: 01/Apr/2025 09:20AM
BARCODE NO.	: 01528129	REPORTING DATE	: 01/Apr/2025 09:38AM
CLIENT CODE.	: KOS DIAGNOSTIC LAB		
CLIENT ADDRESS	: 6349/1, NICHOLSON ROAD, AMBALA CANTT		

Test Name	Value	Unit	Biological Reference interval
-----------	-------	------	-------------------------------

CLINICAL PATHOLOGY

URINE ROUTINE & MICROSCOPIC EXAMINATION

PHYSICAL EXAMINATION


QUANTITY RECIEVED	10	ml	
by DIP STICK/REFLECTANCE SPECTROPHOTOMETRY			
COLOUR	PALE YELLOW		PALE YELLOW
by DIP STICK/REFLECTANCE SPECTROPHOTOMETRY			
TRANSPARANCY	HAZY		CLEAR
by DIP STICK/REFLECTANCE SPECTROPHOTOMETRY			
SPECIFIC GRAVITY	1.01		1.002 - 1.030
by DIP STICK/REFLECTANCE SPECTROPHOTOMETRY			


CHEMICAL EXAMINATION

REACTION	ACIDIC		
by DIP STICK/REFLECTANCE SPECTROPHOTOMETRY			
PROTEIN	Trace		NEGATIVE (-ve)
by DIP STICK/REFLECTANCE SPECTROPHOTOMETRY			
SUGAR	Negative		NEGATIVE (-ve)
by DIP STICK/REFLECTANCE SPECTROPHOTOMETRY			
pH	5.5		5.0 - 7.5
by DIP STICK/REFLECTANCE SPECTROPHOTOMETRY			
BILIRUBIN	Negative		NEGATIVE (-ve)
by DIP STICK/REFLECTANCE SPECTROPHOTOMETRY			
NITRITE	Negative		NEGATIVE (-ve)
by DIP STICK/REFLECTANCE SPECTROPHOTOMETRY.			
UROBILINOGEN	Normal	EU/dL	0.2 - 1.0
by DIP STICK/REFLECTANCE SPECTROPHOTOMETRY			
KETONE BODIES	Negative		NEGATIVE (-ve)
by DIP STICK/REFLECTANCE SPECTROPHOTOMETRY			
BLOOD	TRACE		NEGATIVE (-ve)
by DIP STICK/REFLECTANCE SPECTROPHOTOMETRY			
ASCORBIC ACID	NEGATIVE (-ve)		NEGATIVE (-ve)
by DIP STICK/REFLECTANCE SPECTROPHOTOMETRY			

MICROSCOPIC EXAMINATION




 DR.VINAY CHOPRA
 CONSULTANT PATHOLOGIST
 MBBS, MD (PATHOLOGY & MICROBIOLOGY)


 DR.YUGAM CHOPRA
 CONSULTANT PATHOLOGIST
 MBBS, MD (PATHOLOGY)



Dr. Vinay Chopra
 MD (Pathology & Microbiology)
 Chairman & Consultant Pathologist


Dr. Yugam Chopra
 MD (Pathology)
 CEO & Consultant Pathologist


NAME	: Mr. RANJEET SINGH	PATIENT ID	: 1813628
AGE/ GENDER	: 76 YRS/MALE	REG. NO./LAB NO.	: 012504010015
COLLECTED BY	:	REGISTRATION DATE	: 01/Apr/2025 09:17 AM
REFERRED BY	:	COLLECTION DATE	: 01/Apr/2025 09:20AM
BARCODE NO.	: 01528129	REPORTING DATE	: 01/Apr/2025 09:38AM
CLIENT CODE.	: KOS DIAGNOSTIC LAB		
CLIENT ADDRESS	: 6349/1, NICHOLSON ROAD, AMBALA CANTT		

Test Name	Value	Unit	Biological Reference interval
RED BLOOD CELLS (RBCs) <i>by MICROSCOPY ON CENTRIFUGED URINARY SEDIMENT</i>	2-4	/HPF	0 - 3
PUS CELLS <i>by MICROSCOPY ON CENTRIFUGED URINARY SEDIMENT</i>	20-25	/HPF	0 - 5
EPITHELIAL CELLS <i>by MICROSCOPY ON CENTRIFUGED URINARY SEDIMENT</i>	3-5	/HPF	ABSENT
CRYSTALS <i>by MICROSCOPY ON CENTRIFUGED URINARY SEDIMENT</i>	NEGATIVE (-ve)		NEGATIVE (-ve)
CASTS <i>by MICROSCOPY ON CENTRIFUGED URINARY SEDIMENT</i>	NEGATIVE (-ve)		NEGATIVE (-ve)
BACTERIA <i>by MICROSCOPY ON CENTRIFUGED URINARY SEDIMENT</i>	NEGATIVE (-ve)		NEGATIVE (-ve)
OTHERS <i>by MICROSCOPY ON CENTRIFUGED URINARY SEDIMENT</i>	NEGATIVE (-ve)		NEGATIVE (-ve)
TRICHOMONAS VAGINALIS (PROTOZOA) <i>by MICROSCOPY ON CENTRIFUGED URINARY SEDIMENT</i>	ABSENT		ABSENT

*** End Of Report ***




DR.VINAY CHOPRA
 CONSULTANT PATHOLOGIST
 MBBS, MD (PATHOLOGY & MICROBIOLOGY)


DR.YUGAM CHOPRA
 CONSULTANT PATHOLOGIST
 MBBS, MD (PATHOLOGY)

