

**Dr. Vinay Chopra**  
 MD (Pathology & Microbiology)  
 Chairman & Consultant Pathologist

**Dr. Yugam Chopra**  
 MD (Pathology)  
 CEO & Consultant Pathologist

<b>NAME</b>	: Mr. SURINDER PAL	<b>PATIENT ID</b>	: 1816184
<b>AGE/ GENDER</b>	: 73 YRS/MALE	<b>REG. NO./LAB NO.</b>	: 012504030002
<b>COLLECTED BY</b>	:	<b>REGISTRATION DATE</b>	: 03/Apr/2025 07:12 AM
<b>REFERRED BY</b>	:	<b>COLLECTION DATE</b>	: 03/Apr/2025 07:19AM
<b>BARCODE NO.</b>	: 01528258	<b>REPORTING DATE</b>	: 03/Apr/2025 08:57AM
<b>CLIENT CODE.</b>	: KOS DIAGNOSTIC LAB		
<b>CLIENT ADDRESS</b>	: 6349/1, NICHOLSON ROAD, AMBALA CANTT		

Test Name	Value	Unit	Biological Reference interval
-----------	-------	------	-------------------------------

**HAEMATOLOGY**

**PROTHROMBIN TIME STUDIES (PT/INR)**

PT TEST (PATIENT) <i>by PHOTO OPTICAL CLOT DETECTION</i>	<b>28.3<sup>H</sup></b>	SECS	11.5 - 14.5
PT (CONTROL) <i>by PHOTO OPTICAL CLOT DETECTION</i>	12	SECS	
ISI <i>by PHOTO OPTICAL CLOT DETECTION</i>	1.1		
INTERNATIONAL NORMALISED RATIO (INR) <i>by PHOTO OPTICAL CLOT DETECTION</i>	<b>2.57<sup>H</sup></b>		0.80 - 1.20
PT INDEX <i>by PHOTO OPTICAL CLOT DETECTION</i>	42.4	%	

**ADVICE** **KINDLY CORRELATE CLINICALLY**


**INTERPRETATION:-**


1. INR is the parameter of choice in monitoring adequacy of oral anti-coagulant therapy. Appropriate therapeutic range varies with the disease and treatment intensity.
2. Prolonged INR suggests potential bleeding disorder /bleeding complications
3. Results should be clinically correlated.
4. Test conducted on Citrated Plasma

**RECOMMENDED THERAPEUTIC RANGE FOR ORAL ANTI-COAGULANT THERAPY (INR)**

INDICATION	INTERNATIONAL NORMALIZED RATIO (INR)
Treatment of venous thrombosis	Low Intensity 2.0 - 3.0
Treatment of pulmonary embolism	
Prevention of systemic embolism in tissue heart valves	
Valvular heart disease	
Acute myocardial infarction	
Atrial fibrillation	
Bileaflet mechanical valve in aortic position	
Recurrent embolism	



  
**DR. VINAY CHOPRA**  
 CONSULTANT PATHOLOGIST  
 MBBS, MD (PATHOLOGY & MICROBIOLOGY)

  
**DR. YUGAM CHOPRA**  
 CONSULTANT PATHOLOGIST  
 MBBS, MD (PATHOLOGY)



TEST PERFORMED AT KOS DIAGNOSTIC LAB, AMBALA CANTT.

**Dr. Vinay Chopra**  
MD (Pathology & Microbiology)  
Chairman & Consultant Pathologist

**Dr. Yugam Chopra**  
MD (Pathology)  
CEO & Consultant Pathologist

<b>NAME</b>	: Mr. SURINDER PAL	<b>PATIENT ID</b>	: 1816184
<b>AGE/ GENDER</b>	: 73 YRS/MALE	<b>REG. NO./LAB NO.</b>	: <b>012504030002</b>
<b>COLLECTED BY</b>	:	<b>REGISTRATION DATE</b>	: 03/Apr/2025 07:12 AM
<b>REFERRED BY</b>	:	<b>COLLECTION DATE</b>	: 03/Apr/2025 07:19AM
<b>BARCODE NO.</b>	: 01528258	<b>REPORTING DATE</b>	: 03/Apr/2025 08:57AM
<b>CLIENT CODE.</b>	: KOS DIAGNOSTIC LAB		
<b>CLIENT ADDRESS</b>	: 6349/1, NICHOLSON ROAD, AMBALA CANTT		

Test Name	Value	Unit	Biological Reference interval
Mechanical heart valve	High Intensity	2.5 - 3.5	
Antiphospholipid antibodies <sup>+</sup>			

**COMMENTS:**

The prothrombin time (PT) and its derived measures of prothrombin ratio (PR) and international normalized ratio (INR) are measures of the efficacy of the extrinsic pathway of coagulation. PT test reflects the adequacy of factors I (fibrinogen), II (prothrombin), V, VII, and X. It is used in conjunction with the activated partial thromboplastin time (aPTT) which measures the intrinsic pathway.


The common causes of prolonged prothrombin time are :


- 1.Oral Anticoagulant therapy.
- 2.Liver disease.
- 3.Vit K. deficiency.
- 4.Disseminated intra vascular coagulation.
- 5.Factor 5, 7 , 10 or Prothrombin dificiency

RECHECKED.

\*\*\* End Of Report \*\*\*



  
DR.VINAY CHOPRA  
CONSULTANT PATHOLOGIST  
MBBS, MD (PATHOLOGY & MICROBIOLOGY)

  
DR.YUGAM CHOPRA  
CONSULTANT PATHOLOGIST  
MBBS , MD (PATHOLOGY)

