

Dr. Vinay Chopra
 MD (Pathology & Microbiology)
 Chairman & Consultant Pathologist

Dr. Yugam Chopra
 MD (Pathology)
 CEO & Consultant Pathologist

NAME	: Mr. RANDHIR SINGH	PATIENT ID	: 1722630
AGE/ GENDER	: 60 YRS/MALE	REG. NO./LAB NO.	: 042501130005
COLLECTED BY	:	REGISTRATION DATE	: 13/Jan/2025 02:40 PM
REFERRED BY	:	COLLECTION DATE	: 13/Jan/2025 03:32PM
BARCODE NO.	: A1260299	REPORTING DATE	: 13/Jan/2025 04:18PM
CLIENT CODE.	: KOS DIAGNOSTIC SHAHBAD		
CLIENT ADDRESS	: 6349/1, NICHOLSON ROAD, AMBALA CANTT		

Test Name	Value	Unit	Biological Reference interval
-----------	-------	------	-------------------------------

CLINICAL CHEMISTRY/BIOCHEMISTRY

GLUCOSE RANDOM (R)


GLUCOSE RANDOM (R): PLASMA by GLUCOSE OXIDASE - PEROXIDASE (GOD-POD)	85.88	mg/dL	NORMAL: < 140.00 PREDIABETIC: 140.0 - 200.0 DIABETIC: > OR = 200.0
---	-------	-------	--


INTERPRETATION

IN ACCORDANCE WITH AMERICAN DIABETES ASSOCIATION GUIDELINES:

1. A random plasma glucose level below 140 mg/dl is considered normal.
2. A random glucose level between 140 - 200 mg/dl is considered as glucose intolerant or prediabetic. A fasting and post-prandial blood test (after consumption of 75 gms of glucose) is recommended for all such patients.
3. A random glucose level of above 200 mg/dl is highly suggestive of diabetic state. A repeat post-prandial is strongly recommended for all such patients. A fasting plasma glucose level in excess of 125 mg/dl on both occasions is confirmatory for diabetic state.




 DR.VINAY CHOPRA
 CONSULTANT PATHOLOGIST
 MBBS, MD (PATHOLOGY & MICROBIOLOGY)


 DR.YUGAM CHOPRA
 CONSULTANT PATHOLOGIST
 MBBS, MD (PATHOLOGY)



Dr. Vinay Chopra
 MD (Pathology & Microbiology)
 Chairman & Consultant Pathologist

Dr. Yugam Chopra
 MD (Pathology)
 CEO & Consultant Pathologist

NAME	: Mr. RANDHIR SINGH	PATIENT ID	: 1722630
AGE/ GENDER	: 60 YRS/MALE	REG. NO./LAB NO.	: 042501130005
COLLECTED BY	:	REGISTRATION DATE	: 13/Jan/2025 02:40 PM
REFERRED BY	:	COLLECTION DATE	: 13/Jan/2025 03:32PM
BARCODE NO.	: A1260298	REPORTING DATE	: 13/Jan/2025 04:18PM
CLIENT CODE.	: KOS DIAGNOSTIC SHAHBAD		
CLIENT ADDRESS	: 6349/1, NICHOLSON ROAD, AMBALA CANTT		

Test Name	Value	Unit	Biological Reference interval
-----------	-------	------	-------------------------------

CHOLESTEROL: SERUM

CHOLESTEROL TOTAL: SERUM by CHOLESTEROL OXIDASE PAP	141.56	mg/dL	OPTIMAL: < 200.0 BORDERLINE HIGH: 200.0 - 239.0 HIGH CHOLESTEROL: > OR = 240.0
---	--------	-------	--

INTERPRETATION:

NATIONAL LIPID ASSOCIATION RECOMMENDATIONS (NLA-2014)	CHOLESTEROL IN ADULTS (mg/dL)	CHOLESTEROL IN ADULTS (mg/dL)
DESIRABLE	< 200.0	< 170.0
BORDERLINE HIGH	200.0 – 239.0	171.0 – 199.0
HIGH	>= 240.0	>= 200.0

NOTE:

- Measurements in the same patient can show physiological & analytical variations. Three serial samples 1 week apart are recommended for Total Cholesterol, Triglycerides, HDL & LDL Cholesterol.
- As per National Lipid association - 2014 guidelines, all adults above the age of 20 years should be screened for lipid status. Selective screening of children above the age of 2 years with a family history of premature cardiovascular disease or those with at least one parent with high total cholesterol is recommended.




 DR.VINAY CHOPRA

CONSULTANT PATHOLOGIST
 MBBS, MD (PATHOLOGY & MICROBIOLOGY)


 DR.YUGAM CHOPRA

CONSULTANT PATHOLOGIST
 MBBS, MD (PATHOLOGY)



Dr. Vinay Chopra
 MD (Pathology & Microbiology)
 Chairman & Consultant Pathologist

Dr. Yugam Chopra
 MD (Pathology)
 CEO & Consultant Pathologist

NAME	: Mr. RANDHIR SINGH	PATIENT ID	: 1722630
AGE/ GENDER	: 60 YRS/MALE	REG. NO./LAB NO.	: 042501130005
COLLECTED BY	:	REGISTRATION DATE	: 13/Jan/2025 02:40 PM
REFERRED BY	:	COLLECTION DATE	: 13/Jan/2025 03:32PM
BARCODE NO.	: A1260298	REPORTING DATE	: 13/Jan/2025 04:18PM
CLIENT CODE.	: KOS DIAGNOSTIC SHAHBAD		
CLIENT ADDRESS	: 6349/1, NICHOLSON ROAD, AMBALA CANTT		

Test Name	Value	Unit	Biological Reference interval
-----------	-------	------	-------------------------------

URIC ACID

URIC ACID: SERUM	4.81	mg/dL	3.60 - 7.70
by URICASE - OXIDASE PEROXIDASE			

INTERPRETATION:-

1. GOUT occurs when high levels of Uric Acid in the blood cause crystals to form & accumulate around a joint.
 2. Uric Acid is the end product of purine metabolism. Uric acid is excreted to a large degree by the kidneys and to a smaller degree in the intestinal tract by microbial degradation.

INCREASED:-

(A).DUE TO INCREASED PRODUCTION:-

1. Idiopathic primary gout.
2. Excessive dietary purines (organ meats, legumes, anchovies, etc).
3. Cytolytic treatment of malignancies especially leukemias & lymphomas.
4. Polycythemia vera & myeloid metaplasia.
5. Psoriasis.
6. Sickle cell anaemia etc.

(B).DUE TO DECREASED EXCRETION (BY KIDNEYS)

1. Alcohol ingestion.
2. Thiazide diuretics.
3. Lactic acidosis.
4. Aspirin ingestion (less than 2 grams per day).
5. Diabetic ketoacidosis or starvation.
6. Renal failure due to any cause etc.

DECREASED:-

(A).DUE TO DIETARY DEFICIENCY


1. Dietary deficiency of Zinc, Iron and molybdenum.
2. Fanconi syndrome & Wilson's disease.
3. Multiple sclerosis.
4. Syndrome of inappropriate antidiuretic hormone (SIADH) secretion & low purine diet etc.


(B).DUE TO INCREASED EXCRETION

1. Drugs:- Probenecid, sulphinpyrazone, aspirin doses (more than 4 grams per day), corticosteroids and ACTH, anti-coagulants and estrogens etc.

*** End Of Report ***




DR. VINAY CHOPRA
 CONSULTANT PATHOLOGIST
 MBBS, MD (PATHOLOGY & MICROBIOLOGY)


DR. YUGAM CHOPRA
 CONSULTANT PATHOLOGIST
 MBBS, MD (PATHOLOGY)

