

Dr. Vinay Chopra
 MD (Pathology & Microbiology)
 Chairman & Consultant Pathologist

Dr. Yugam Chopra
 MD (Pathology)
 CEO & Consultant Pathologist

NAME	: Mr. NARESH ARORA	PATIENT ID	: 1690277
AGE/ GENDER	: 59 YRS/MALE	REG. NO./LAB NO.	: 042502240001
COLLECTED BY	:	REGISTRATION DATE	: 24/Feb/2025 08:25 AM
REFERRED BY	:	COLLECTION DATE	: 24/Feb/2025 04:18PM
BARCODE NO.	: A1260535	REPORTING DATE	: 24/Feb/2025 05:49PM
CLIENT CODE.	: KOS DIAGNOSTIC SHAHBAD		
CLIENT ADDRESS	: 6349/1, NICHOLSON ROAD, AMBALA CANTT		

Test Name	Value	Unit	Biological Reference interval
-----------	-------	------	-------------------------------

CLINICAL CHEMISTRY/BIOCHEMISTRY

GLUCOSE FASTING (F)


GLUCOSE FASTING (F): PLASMA by GLUCOSE OXIDASE - PEROXIDASE (GOD-POD)	114.26^H	mg/dL	NORMAL: < 100.0 PREDIABETIC: 100.0 - 125.0 DIABETIC: > OR = 126.0
--	---------------------------	-------	---


INTERPRETATION

IN ACCORDANCE WITH AMERICAN DIABETES ASSOCIATION GUIDELINES:

1. A fasting plasma glucose level below 100 mg/dl is considered normal.
2. A fasting plasma glucose level between 100 - 125 mg/dl is considered as glucose intolerant or prediabetic. A fasting and post-prandial blood test (after consumption of 75 gms of glucose) is recommended for all such patients.
3. A fasting plasma glucose level of above 125 mg/dl is highly suggestive of diabetic state. A repeat post-prandial is strongly recommended for all such patients. A fasting plasma glucose level in excess of 125 mg/dl on both occasions is confirmatory for diabetic state.




DR. VINAY CHOPRA
 CONSULTANT PATHOLOGIST
 MBBS, MD (PATHOLOGY & MICROBIOLOGY)


DR. YUGAM CHOPRA
 CONSULTANT PATHOLOGIST
 MBBS, MD (PATHOLOGY)



Dr. Vinay Chopra
 MD (Pathology & Microbiology)
 Chairman & Consultant Pathologist

Dr. Yugam Chopra
 MD (Pathology)
 CEO & Consultant Pathologist

NAME	: Mr. NARESH ARORA	PATIENT ID	: 1690277
AGE/ GENDER	: 59 YRS/MALE	REG. NO./LAB NO.	: 042502240001
COLLECTED BY	:	REGISTRATION DATE	: 24/Feb/2025 08:25 AM
REFERRED BY	:	COLLECTION DATE	: 24/Feb/2025 04:18PM
BARCODE NO.	: A1260536	REPORTING DATE	: 24/Feb/2025 05:44PM
CLIENT CODE.	: KOS DIAGNOSTIC SHAHBAD		
CLIENT ADDRESS	: 6349/1, NICHOLSON ROAD, AMBALA CANTT		

Test Name	Value	Unit	Biological Reference interval
-----------	-------	------	-------------------------------

URIC ACID

URIC ACID: SERUM	6.78	mg/dL	3.60 - 7.70
<i>by URICASE - OXIDASE PEROXIDASE</i>			

INTERPRETATION:-

1. GOUT occurs when high levels of Uric Acid in the blood cause crystals to form & accumulate around a joint.
 2. Uric Acid is the end product of purine metabolism . Uric acid is excreted to a large degree by the kidneys and to a smaller degree in the intestinal tract by microbial degradation.

INCREASED:-

(A).DUE TO INCREASED PRODUCTION:-

1. Idiopathic primary gout.
2. Excessive dietary purines (organ meats, legumes, anchovies, etc).
3. Cytolytic treatment of malignancies especially leukemias & lymphomas.
4. Polycythemia vera & myeloid metaplasia.
5. Psoriasis.
6. Sickle cell anaemia etc.

(B).DUE TO DECREASED EXCRETION (BY KIDNEYS)

1. Alcohol ingestion.
2. Thiazide diuretics.
3. Lactic acidosis.
4. Aspirin ingestion (less than 2 grams per day).
5. Diabetic ketoacidosis or starvation.
6. Renal failure due to any cause etc.

DECREASED:-

(A).DUE TO DIETARY DEFICIENCY


1. Dietary deficiency of Zinc, Iron and molybdenum.
2. Fanconi syndrome & Wilsons disease.
3. Multiple sclerosis .
4. Syndrome of inappropriate antidiuretic hormone (SIADH) secretion & low purine diet etc.


(B).DUE TO INCREASED EXCRETION

1. Drugs:- Probenecid , sulphinpyrazone, aspirin doses (more than 4 grams per day), corticosteroids and ACTH, anti-coagulants and estrogens etc.

*** End Of Report ***




DR. VINAY CHOPRA
 CONSULTANT PATHOLOGIST
 MBBS, MD (PATHOLOGY & MICROBIOLOGY)


DR. YUGAM CHOPRA
 CONSULTANT PATHOLOGIST
 MBBS, MD (PATHOLOGY)



TEST PERFORMED AT KOS DIAGNOSTIC LAB, AMBALA CANTT.