



P K R JAIN HEALTHCARE INSTITUTE

NASIRPUR, Hissar Road, AMBALA CITY- (Haryana)

A PIONEER DIAGNOSTIC CENTRE

☎ 0171-2532620, 8222896961 ✉ pkrjainhealthcare@gmail.com

NAME : Mr. RAJEEV SAINI
AGE/ GENDER : 43 YRS/MALE
COLLECTED BY :
REFERRED BY :
BARCODE NO. : 12503781
CLIENT CODE. : P.K.R JAIN HEALTHCARE INSTITUTE
CLIENT ADDRESS : NASIRPUR, HISSAR ROAD, AMBALA CITY - HARYANA

PATIENT ID : 1558959
REG. NO./LAB NO. : 122407240016
REGISTRATION DATE : 24/Jul/2024 10:49 AM
COLLECTION DATE : 24/Jul/2024 10:50AM
REPORTING DATE : 24/Jul/2024 05:25PM

Test Name	Value	Unit	Biological Reference interval
-----------	-------	------	-------------------------------

CLINICAL PATHOLOGY

URINE ROUTINE & MICROSCOPIC EXAMINATION

PHYSICAL EXAMINATION


QUANTITY RECIEVED	10	ml	
by DIP STICK/REFLECTANCE SPECTROPHOTOMETRY			
COLOUR	AMBER YELLOW		PALE YELLOW
by DIP STICK/REFLECTANCE SPECTROPHOTOMETRY			
TRANSPARANCY	CLEAR		CLEAR
by DIP STICK/REFLECTANCE SPECTROPHOTOMETRY			
SPECIFIC GRAVITY	<=1.005		1.002 - 1.030
by DIP STICK/REFLECTANCE SPECTROPHOTOMETRY			


CHEMICAL EXAMINATION

REACTION	ACIDIC		
by DIP STICK/REFLECTANCE SPECTROPHOTOMETRY			
PROTEIN	Negative		NEGATIVE (-ve)
by DIP STICK/REFLECTANCE SPECTROPHOTOMETRY			
SUGAR	Negative		NEGATIVE (-ve)
by DIP STICK/REFLECTANCE SPECTROPHOTOMETRY			
pH	6		5.0 - 7.5
by DIP STICK/REFLECTANCE SPECTROPHOTOMETRY			
BILIRUBIN	Negative		NEGATIVE (-ve)
by DIP STICK/REFLECTANCE SPECTROPHOTOMETRY			
NITRITE	Negative		NEGATIVE (-ve)
by DIP STICK/REFLECTANCE SPECTROPHOTOMETRY.			
UROBILINOGEN	Normal	EU/dL	0.2 - 1.0
by DIP STICK/REFLECTANCE SPECTROPHOTOMETRY			
KETONE BODIES	Negative		NEGATIVE (-ve)
by DIP STICK/REFLECTANCE SPECTROPHOTOMETRY			
BLOOD	Negative		NEGATIVE (-ve)
by DIP STICK/REFLECTANCE SPECTROPHOTOMETRY			
ASCORBIC ACID	NEGATIVE (-ve)		NEGATIVE (-ve)
by DIP STICK/REFLECTANCE SPECTROPHOTOMETRY			

MICROSCOPIC EXAMINATION




DR.VINAY CHOPRA
CONSULTANT PATHOLOGIST
MBBS, MD (PATHOLOGY & MICROBIOLOGY)


DR.YUGAM CHOPRA
CONSULTANT PATHOLOGIST
MBBS , MD (PATHOLOGY)





P K R JAIN HEALTHCARE INSTITUTE

NASIRPUR, Hissar Road, AMBALA CITY- (Haryana)

A PIONEER DIAGNOSTIC CENTRE


☎ 0171-2532620, 8222896961 ✉ pkrjainhealthcare@gmail.com


NAME : Mr. RAJEEV SAINI
AGE/ GENDER : 43 YRS/MALE
COLLECTED BY :
REFERRED BY :
BARCODE NO. : 12503781
CLIENT CODE. : P.K.R JAIN HEALTHCARE INSTITUTE
CLIENT ADDRESS : NASIRPUR, HISSAR ROAD, AMBALA CITY - HARYANA

PATIENT ID : 1558959
REG. NO./LAB NO. : 122407240016
REGISTRATION DATE : 24/Jul/2024 10:49 AM
COLLECTION DATE : 24/Jul/2024 10:50AM
REPORTING DATE : 24/Jul/2024 05:25PM

Test Name	Value	Unit	Biological Reference interval
RED BLOOD CELLS (RBCs) <i>by MICROSCOPY ON CENTRIFUGED URINARY SEDIMENT</i>	NEGATIVE (-ve)	/HPF	0 - 3
PUS CELLS <i>by MICROSCOPY ON CENTRIFUGED URINARY SEDIMENT</i>	1-3	/HPF	0 - 5
EPITHELIAL CELLS <i>by MICROSCOPY ON CENTRIFUGED URINARY SEDIMENT</i>	0-2	/HPF	ABSENT
CRYSTALS <i>by MICROSCOPY ON CENTRIFUGED URINARY SEDIMENT</i>	NEGATIVE (-ve)		NEGATIVE (-ve)
CASTS <i>by MICROSCOPY ON CENTRIFUGED URINARY SEDIMENT</i>	NEGATIVE (-ve)		NEGATIVE (-ve)
BACTERIA <i>by MICROSCOPY ON CENTRIFUGED URINARY SEDIMENT</i>	NEGATIVE (-ve)		NEGATIVE (-ve)
OTHERS <i>by MICROSCOPY ON CENTRIFUGED URINARY SEDIMENT</i>	NEGATIVE (-ve)		NEGATIVE (-ve)
TRICHOMONAS VAGINALIS (PROTOZOA) <i>by MICROSCOPY ON CENTRIFUGED URINARY SEDIMENT</i>	ABSENT		ABSENT




DR.VINAY CHOPRA
CONSULTANT PATHOLOGIST
MBBS, MD (PATHOLOGY & MICROBIOLOGY)


DR.YUGAM CHOPRA
CONSULTANT PATHOLOGIST
MBBS , MD (PATHOLOGY)





P K R JAIN HEALTHCARE INSTITUTE

NASIRPUR, Hissar Road, AMBALA CITY- (Haryana)

A PIONEER DIAGNOSTIC CENTRE

☎ 0171-2532620, 8222896961 ✉ pkrjainhealthcare@gmail.com

NAME	: Mr. RAJEEV SAINI	PATIENT ID	: 1558959
AGE/ GENDER	: 43 YRS/MALE	REG. NO./LAB NO.	: 122407240016
COLLECTED BY	:	REGISTRATION DATE	: 24/Jul/2024 10:49 AM
REFERRED BY	:	COLLECTION DATE	: 24/Jul/2024 10:50AM
BARCODE NO.	: 12503781	REPORTING DATE	: 26/Jul/2024 11:43AM
CLIENT CODE.	: P.K.R JAIN HEALTHCARE INSTITUTE		
CLIENT ADDRESS	: NASIRPUR, HISSAR ROAD, AMBALA CITY - HARYANA		

Test Name	Value	Unit	Biological Reference interval
-----------	-------	------	-------------------------------

MICROBIOLOGY

CULTURE AEROBIC BACTERIA AND ANTIBIOTIC SENSITIVITY: URINE

CULTURE AND SUSCEPTIBILITY: URINE

DATE OF SAMPLE	24-07-2024
SPECIMEN SOURCE	URINE
INCUBATION PERIOD	48 HOURS
by AUTOMATED BROTH CULTURE	
CULTURE	STERILE
by AUTOMATED BROTH CULTURE	
ORGANISM	NO AEROBIC PYOGENIC ORGANISM GROWN AFTER 48 HOURS OF INCUBATION AT 37°C
by AUTOMATED BROTH CULTURE	

AEROBIC SUSCEPTIBILITY: URINE

INTERPRETATION:

1. In urine culture and sensitivity, presence of more than 100,000 organism per mL in midstream sample of urine is considered clinically significant. However in symptomatic patients, a smaller number of bacteria (100 to 10000/mL) may signify infection.

2. Colony count of 100 to 10000/ mL indicate infection, if isolate from specimen obtained by suprapubic aspiration or "in-and-out" catheterization or from patients with indwelling catheters.

SUSCEPTIBILITY:

1. A test interpreted as **SENSITIVE** implies that infection due to isolate may be appropriately treated with the dosage of an antimicrobial agent recommended for that type of infection and infecting species, unless otherwise indicated..

2. A test interpreted as **INTERMEDIATE** implies that the "infection due to the isolate may be appropriately treated in body sites where the drugs are physiologically concentrated or when a high dosage of drug can be used".

3. A test interpreted as **RESISTANT** implies that the "isolates are not inhibited by the usually achievable concentration of the agents with normal dosage, schedule and/or fall in the range where specific microbial resistance mechanism are likely (e.g. beta-lactamases), and clinical efficacy has not been reliable in treatment studies.

CAUTION:

Conditions which can cause a false Negative culture:

1. Patient is on antibiotics. Please repeat culture post therapy.
2. Anaerobic bacterial infection.
3. Fastidious aerobic bacteria which are not able to grow on routine culture media.
4. Besides all these factors, at least in 25-40 % of cases there is no direct correlation between in vivo clinical picture.
5. Renal tuberculosis to be confirmed by AFB studies.

*** End Of Report ***



DR.VINAY CHOPRA
CONSULTANT PATHOLOGIST
MBBS, MD (PATHOLOGY & MICROBIOLOGY)

DR.YUGAM CHOPRA
CONSULTANT PATHOLOGIST
MBBS, MD (PATHOLOGY)

