



P K R JAIN HEALTHCARE INSTITUTE

NASIRPUR, Hissar Road, AMBALA CITY- (Haryana)

A PIONEER DIAGNOSTIC CENTRE

☎ 0171-2532620, 8222896961 ✉ pkrajainhealthcare@gmail.com

NAME	: Mrs. JASWINDER KAUR	PATIENT ID	: 1576415
AGE/ GENDER	: 45 YRS/FEMALE	REG. NO./LAB NO.	: 122408100009
COLLECTED BY	:	REGISTRATION DATE	: 10/Aug/2024 08:52 AM
REFERRED BY	:	COLLECTION DATE	: 10/Aug/2024 09:38AM
BARCODE NO.	: 12504085	REPORTING DATE	: 10/Aug/2024 05:02PM
CLIENT CODE.	: P.K.R JAIN HEALTHCARE INSTITUTE		
CLIENT ADDRESS	: NASIRPUR, HISSAR ROAD, AMBALA CITY - HARYANA		

Test Name	Value	Unit	Biological Reference interval
-----------	-------	------	-------------------------------

CLINICAL CHEMISTRY/BIOCHEMISTRY

URIC ACID

URIC ACID: SERUM	4.05	mg/dL	2.50 - 6.80
by URICASE - OXIDASE PEROXIDASE			

INTERPRETATION:-

1.GOUT occurs when high levels of Uric Acid in the blood cause crystals to form & accumulate around a joint.
2.Uric Acid is the end product of purine metabolism . Uric acid is excreted to a large degree by the kidneys and to a smaller degree in the intestinal tract by microbial degradation.

INCREASED:-

(A).DUE TO INCREASED PRODUCTION:-

- 1.Idiopathic primary gout.
- 2.Excessive dietary purines (organ meats,legumes,anchovies, etc).
- 3.Cytolytic treatment of malignancies especially leukemais & lymphomas.
- 4.Polycythemia vera & myeloid metaplasia.
- 5.Psoriasis.
- 6.Sickle cell anaemia etc.

(B).DUE TO DECREASED EXCRETION (BY KIDNEYS)

- 1.Alcohol ingestion.
- 2.Thiazide diuretics.
- 3.Lactic acidosis.
- 4.Aspirin ingestion (less than 2 grams per day).
- 5.Diabetic ketoacidosis or starvation.
- 6.Renal failure due to any cause etc.

DECREASED:-


(A).DUE TO DIETARY DEFICIENCY


- 1.Dietary deficiency of Zinc, Iron and molybdenum.
- 2.Fanconi syndrome & Wilsons disease.
- 3.Multiple sclerosis .
- 4.Syndrome of inappropriate antidiuretic hormone (SIADH) secretion & low purine diet etc.

(B).DUE TO INCREASED EXCRETION

- 1.Drugs:-Probenecid , sulphinpyrazone, aspirin doses (more than 4 grams per day), corticosteroids and ACTH, anti-coagulants and estrogens etc.




DR.VINAY CHOPRA
CONSULTANT PATHOLOGIST
MBBS, MD (PATHOLOGY & MICROBIOLOGY)


DR.YUGAM CHOPRA
CONSULTANT PATHOLOGIST
MBBS , MD (PATHOLOGY)





P K R JAIN HEALTHCARE INSTITUTE

NASIRPUR, Hissar Road, AMBALA CITY- (Haryana)

A PIONEER DIAGNOSTIC CENTRE

☎ 0171-2532620, 8222896961 ✉ pkrjainhealthcare@gmail.com

NAME : Mrs. JASWINDER KAUR
AGE/ GENDER : 45 YRS/FEMALE
COLLECTED BY :
REFERRED BY :
BARCODE NO. : 12504085
CLIENT CODE. : P.K.R JAIN HEALTHCARE INSTITUTE
CLIENT ADDRESS : NASIRPUR, HISSAR ROAD, AMBALA CITY - HARYANA

PATIENT ID : 1576415
REG. NO./LAB NO. : 122408100009
REGISTRATION DATE : 10/Aug/2024 08:52 AM
COLLECTION DATE : 10/Aug/2024 09:38AM
REPORTING DATE : 10/Aug/2024 01:29PM

Test Name	Value	Unit	Biological Reference interval
-----------	-------	------	-------------------------------

ENDOCRINOLOGY

THYROID STIMULATING HORMONE (TSH)

THYROID STIMULATING HORMONE (TSH): SERUM 12.6^H μ IU/mL 0.35 - 5.50

by CMIA (CHEMILUMINESCENT MICROPARTICLE IMMUNOASSAY)

3rd GENERATION, ULTRASENSITIVE

INTERPRETATION:

AGE	REFERENCE RANGE (μ IU/mL)
0 – 5 DAYS	0.70 – 15.20
6 Days – 2 Months	0.70 – 11.00
3 – 11 Months	0.70 – 8.40
1 – 5 Years	0.70 – 7.00
6 – 10 Years	0.60 – 5.50
11 - 15	0.50 – 5.50
> 20 Years (Adults)	0.27 – 5.50
PREGNANCY	
1st Trimester	0.10 - 3.00
2nd Trimester	0.20 - 3.00
3rd Trimester	0.30 - 4.10

NOTE:- TSH levels are subjected to circadian variation, reaching peak levels between 2-4 a.m and at a minimum between 6-10 pm. The variation is of the order of 50 %. Hence time of the day has influence on the measured serum TSH concentration.

USE:- TSH controls biosynthesis and release of thyroid hormones T4 & T3. It is a sensitive measure of thyroid function, especially useful in early or subclinical hypothyroidism, before the patient develops any clinical findings or goitre or any other thyroid function abnormality.


INCREASED LEVELS:


- 1.Primary or untreated hypothyroidism, may vary from 3 times to more than 100 times normal depending on degree of hypofunction.
- 2.Hypothyroid patients receiving insufficient thyroid replacement therapy.
- 3.Hashimotos thyroiditis.
- 4.DRUGS: Amphetamines, Iodine containing agents and dopamine antagonist.
- 5.Neonatal period, increase in 1st 2-3 days of life due to post-natal surge.

DECREASED LEVELS:

- 1.Toxic multi-nodular goitre & Thyroiditis.
- 2.Over replacement of thyroid hormone in treatment of hypothyroidism.
- 3.Autonomously functioning Thyroid adenoma
- 4.Secondary pituitary or hypothalamic hypothyroidism
- 5.Acute psychiatric illness
- 6.Severe dehydration.




DR.VINAY CHOPRA
CONSULTANT PATHOLOGIST
MBBS, MD (PATHOLOGY & MICROBIOLOGY)


DR.YUGAM CHOPRA
CONSULTANT PATHOLOGIST
MBBS, MD (PATHOLOGY)





P K R JAIN HEALTHCARE INSTITUTE

NASIRPUR, Hissar Road, AMBALA CITY- (Haryana)

A PIONEER DIAGNOSTIC CENTRE

☎ 0171-2532620, 8222896961 ✉ pkrajainhealthcare@gmail.com

NAME	: Mrs. JASWINDER KAUR	PATIENT ID	: 1576415
AGE/ GENDER	: 45 YRS/FEMALE	REG. NO./LAB NO.	: 122408100009
COLLECTED BY	:	REGISTRATION DATE	: 10/Aug/2024 08:52 AM
REFERRED BY	:	COLLECTION DATE	: 10/Aug/2024 09:38AM
BARCODE NO.	: 12504085	REPORTING DATE	: 10/Aug/2024 01:29PM
CLIENT CODE.	: P.K.R JAIN HEALTHCARE INSTITUTE		
CLIENT ADDRESS	: NASIRPUR, HISSAR ROAD, AMBALA CITY - HARYANA		

Test Name	Value	Unit	Biological Reference interval
-----------	-------	------	-------------------------------

7.DRUGS: Glucocorticoids, Dopamine, Levodopa, T4 replacement therapy, Anti-thyroid drugs for thyrotoxicosis.

8.Pregnancy: 1st and 2nd Trimester


LIMITATIONS:

- 1.TSH may be normal in central hypothyroidism, recent rapid correction of hyperthyroidism or hypothyroidism, pregnancy, phenytoin therapy.
- 2.Autoimmune disorders may produce spurious results.

*** End Of Report ***




DR.VINAY CHOPRA
CONSULTANT PATHOLOGIST
MBBS, MD (PATHOLOGY & MICROBIOLOGY)


DR.YUGAM CHOPRA
CONSULTANT PATHOLOGIST
MBBS, MD (PATHOLOGY)

