



# P K R JAIN HEALTHCARE INSTITUTE

NASIRPUR, Hissar Road, AMBALA CITY- (Haryana)

## A PIONEER DIAGNOSTIC CENTRE

☎ 0171-2532620, 8222896961 ✉ pkrajainhealthcare@gmail.com

TEST PERFORMED AT KOS DIAGNOSTIC LAB, AMBALA CANTT.

<b>NAME</b>	: Mrs. MANPREET KAUR	<b>PATIENT ID</b>	: 1587532
<b>AGE/ GENDER</b>	: 28 YRS/FEMALE	<b>REG. NO./LAB NO.</b>	: 122408220010
<b>COLLECTED BY</b>	:	<b>REGISTRATION DATE</b>	: 22/Aug/2024 09:53 AM
<b>REFERRED BY</b>	:	<b>COLLECTION DATE</b>	: 22/Aug/2024 03:32PM
<b>BARCODE NO.</b>	: 12504249	<b>REPORTING DATE</b>	: 22/Aug/2024 01:22PM
<b>CLIENT CODE.</b>	: P.K.R JAIN HEALTHCARE INSTITUTE		
<b>CLIENT ADDRESS</b>	: NASIRPUR, HISSAR ROAD, AMBALA CITY - HARYANA		

Test Name	Value	Unit	Biological Reference interval
-----------	-------	------	-------------------------------

### HAEMATOLOGY

#### COMPLETE BLOOD COUNT (CBC)

##### RED BLOOD CELLS (RBCS) COUNT AND INDICES

<b>HAEMOGLOBIN (HB)</b> <i>by CALORIMETRIC</i>	11.8 <sup>L</sup>	gm/dL	12.0 - 16.0
RED BLOOD CELL (RBC) COUNT <i>by HYDRO DYNAMIC FOCUSING, ELECTRICAL IMPEDENCE</i>	3.91	Millions/cmm	3.50 - 5.00
<b>PACKED CELL VOLUME (PCV)</b> <i>by CALCULATED BY AUTOMATED HEMATOLOGY ANALYZER</i>	34.2 <sup>L</sup>	%	37.0 - 50.0
MEAN CORPUSCULAR VOLUME (MCV) <i>by CALCULATED BY AUTOMATED HEMATOLOGY ANALYZER</i>	87.6	fL	80.0 - 100.0
MEAN CORPUSCULAR HAEMOGLOBIN (MCH) <i>by CALCULATED BY AUTOMATED HEMATOLOGY ANALYZER</i>	30.1	pg	27.0 - 34.0
MEAN CORPUSCULAR HEMOGLOBIN CONC. (MCHC) <i>by CALCULATED BY AUTOMATED HEMATOLOGY ANALYZER</i>	34.4	g/dL	32.0 - 36.0
RED CELL DISTRIBUTION WIDTH (RDW-CV) <i>by CALCULATED BY AUTOMATED HEMATOLOGY ANALYZER</i>	14.2	%	11.00 - 16.00
RED CELL DISTRIBUTION WIDTH (RDW-SD) <i>by CALCULATED BY AUTOMATED HEMATOLOGY ANALYZER</i>	48	fL	35.0 - 56.0
MENTZERS INDEX <i>by CALCULATED</i>	22.4	RATIO	BETA THALASSEMIA TRAIT: < 13.0 IRON DEFICIENCY ANEMIA: >13.0
GREEN & KING INDEX <i>by CALCULATED</i>	31.73	RATIO	BETA THALASSEMIA TRAIT: <= 65.0 IRON DEFICIENCY ANEMIA: > 65.0

##### WHITE BLOOD CELLS (WBCS)

TOTAL LEUCOCYTE COUNT (TLC) <i>by FLOW CYTOMETRY BY SF CUBE &amp; MICROSCOPY</i>	6310	/cmm	4000 - 11000
---	------	------	--------------

##### DIFFERENTIAL LEUCOCYTE COUNT (DLC)

NEUTROPHILS <i>by FLOW CYTOMETRY BY SF CUBE &amp; MICROSCOPY</i>	57	%	50 - 70
LYMPHOCYTES <i>by FLOW CYTOMETRY BY SF CUBE &amp; MICROSCOPY</i>	32	%	20 - 40
EOSINOPHILS <i>by FLOW CYTOMETRY BY SF CUBE &amp; MICROSCOPY</i>	6	%	1 - 6



DR. VINAY CHOPRA  
CONSULTANT PATHOLOGIST  
MBBS, MD (PATHOLOGY & MICROBIOLOGY)

DR. YUGAM CHOPRA  
CONSULTANT PATHOLOGIST  
MBBS, MD (PATHOLOGY)





# PKR JAIN HEALTHCARE INSTITUTE

NASIRPUR, Hissar Road, AMBALA CITY- (Haryana)


## A PIONEER DIAGNOSTIC CENTRE

☎ 0171-2532620, 8222896961 ✉ pkrjainhealthcare@gmail.com

<b>NAME</b>	: Mrs. MANPREET KAUR	<b>PATIENT ID</b>	: 1587532
<b>AGE/ GENDER</b>	: 28 YRS/FEMALE	<b>REG. NO./LAB NO.</b>	: 122408220010
<b>COLLECTED BY</b>	:	<b>REGISTRATION DATE</b>	: 22/Aug/2024 09:53 AM
<b>REFERRED BY</b>	:	<b>COLLECTION DATE</b>	: 22/Aug/2024 03:32PM
<b>BARCODE NO.</b>	: 12504249	<b>REPORTING DATE</b>	: 22/Aug/2024 01:22PM
<b>CLIENT CODE.</b>	: P.K.R JAIN HEALTHCARE INSTITUTE		
<b>CLIENT ADDRESS</b>	: NASIRPUR, HISSAR ROAD, AMBALA CITY - HARYANA		

Test Name	Value	Unit	Biological Reference interval
MONOCYTES <i>by FLOW CYTOMETRY BY SF CUBE &amp; MICROSCOPY</i>	5	%	2 - 12
BASOPHILS <i>by FLOW CYTOMETRY BY SF CUBE &amp; MICROSCOPY</i>	0	%	0 - 1
<b>ABSOLUTE LEUKOCYTES (WBC) COUNT</b>			
ABSOLUTE NEUTROPHIL COUNT <i>by FLOW CYTOMETRY BY SF CUBE &amp; MICROSCOPY</i>	3597	/cmm	2000 - 7500
ABSOLUTE LYMPHOCYTE COUNT <i>by FLOW CYTOMETRY BY SF CUBE &amp; MICROSCOPY</i>	2019	/cmm	800 - 4900
ABSOLUTE EOSINOPHIL COUNT <i>by FLOW CYTOMETRY BY SF CUBE &amp; MICROSCOPY</i>	379	/cmm	40 - 440
ABSOLUTE MONOCYTE COUNT <i>by FLOW CYTOMETRY BY SF CUBE &amp; MICROSCOPY</i>	316	/cmm	80 - 880
ABSOLUTE BASOPHIL COUNT <i>by FLOW CYTOMETRY BY SF CUBE &amp; MICROSCOPY</i>	0	/cmm	0 - 110
<b>PLATELETS AND OTHER PLATELET PREDICTIVE MARKERS.</b>			
PLATELET COUNT (PLT) <i>by HYDRO DYNAMIC FOCUSING, ELECTRICAL IMPEDENCE</i>	108000 <sup>L</sup>	/cmm	150000 - 450000
PLATELET CRIT (PCT) <i>by HYDRO DYNAMIC FOCUSING, ELECTRICAL IMPEDENCE</i>	0.14	%	0.10 - 0.36
MEAN PLATELET VOLUME (MPV) <i>by HYDRO DYNAMIC FOCUSING, ELECTRICAL IMPEDENCE</i>	14 <sup>H</sup>	fL	6.50 - 12.0
PLATELET LARGE CELL COUNT (P-LCC) <i>by HYDRO DYNAMIC FOCUSING, ELECTRICAL IMPEDENCE</i>	55000	/cmm	30000 - 90000
PLATELET LARGE CELL RATIO (P-LCR) <i>by HYDRO DYNAMIC FOCUSING, ELECTRICAL IMPEDENCE</i>	51.3 <sup>H</sup>	%	11.0 - 45.0
PLATELET DISTRIBUTION WIDTH (PDW) <i>by HYDRO DYNAMIC FOCUSING, ELECTRICAL IMPEDENCE</i>	16.5	%	15.0 - 17.0
NOTE: TEST CONDUCTED ON EDTA WHOLE BLOOD			



  
 DR. VINAY CHOPRA  
 CONSULTANT PATHOLOGIST  
 MBBS, MD (PATHOLOGY & MICROBIOLOGY)

  
 DR. YUGAM CHOPRA  
 CONSULTANT PATHOLOGIST  
 MBBS, MD (PATHOLOGY)





# P K R JAIN HEALTHCARE INSTITUTE

NASIRPUR, Hissar Road, AMBALA CITY- (Haryana)

## A PIONEER DIAGNOSTIC CENTRE

☎ 0171-2532620, 8222896961 ✉ pkrjainhealthcare@gmail.com

TEST PERFORMED AT KOS DIAGNOSTIC LAB, AMBALA CANTT.

<b>NAME</b>	: Mrs. MANPREET KAUR	<b>PATIENT ID</b>	: 1587532
<b>AGE/ GENDER</b>	: 28 YRS/FEMALE	<b>REG. NO./LAB NO.</b>	: 122408220010
<b>COLLECTED BY</b>	:	<b>REGISTRATION DATE</b>	: 22/Aug/2024 09:53 AM
<b>REFERRED BY</b>	:	<b>COLLECTION DATE</b>	: 22/Aug/2024 03:32PM
<b>BARCODE NO.</b>	: 12504249	<b>REPORTING DATE</b>	: 22/Aug/2024 01:22PM
<b>CLIENT CODE.</b>	: P.K.R JAIN HEALTHCARE INSTITUTE		
<b>CLIENT ADDRESS</b>	: NASIRPUR, HISSAR ROAD, AMBALA CITY - HARYANA		

Test Name	Value	Unit	Biological Reference interval
-----------	-------	------	-------------------------------

### ERYTHROCYTE SEDIMENTATION RATE (ESR)

ERYTHROCYTE SEDIMENTATION RATE (ESR)	5	mm/1st hr	0 - 20
--------------------------------------	---	-----------	--------

by MODIFIED WESTERGREN AUTOMATED METHOD

#### INTERPRETATION:

1. ESR is a non-specific test because an elevated result often indicates the presence of inflammation associated with infection, cancer and autoimmune disease, but does not tell the health practitioner exactly where the inflammation is in the body or what is causing it.
2. An ESR can be affected by other conditions besides inflammation. For this reason, the ESR is typically used in conjunction with other test such as C-reactive protein
3. This test may also be used to monitor disease activity and response to therapy in both of the above diseases as well as some others, such as systemic lupus erythematosus

#### CONDITION WITH LOW ESR

A low ESR can be seen with conditions that inhibit the normal sedimentation of red blood cells, such as a high red blood cell count (polycythaemia), significantly high white blood cell count (leucocytosis), and some protein abnormalities. Some changes in red cell shape (such as sickle cells in sickle cell anaemia) also lower the ESR.

#### NOTE:

1. ESR and C - reactive protein (C-RP) are both markers of inflammation.
2. Generally, ESR does not change as rapidly as does CRP, either at the start of inflammation or as it resolves.
3. **CRP is not affected by as many other factors as is ESR, making it a better marker of inflammation.**
4. If the ESR is elevated, it is typically a result of two types of proteins, globulins or fibrinogen.
5. Women tend to have a higher ESR, and menstruation and pregnancy can cause temporary elevations.
6. Drugs such as dextran, methyldopa, oral contraceptives, penicillamine procainamide, theophylline, and vitamin A can increase ESR, while aspirin, cortisone, and quinine may decrease it



DR.VINAY CHOPRA  
CONSULTANT PATHOLOGIST  
MBBS, MD (PATHOLOGY & MICROBIOLOGY)

DR.YUGAM CHOPRA  
CONSULTANT PATHOLOGIST  
MBBS, MD (PATHOLOGY)





# P K R JAIN HEALTHCARE INSTITUTE

NASIRPUR, Hissar Road, AMBALA CITY- (Haryana)

## A PIONEER DIAGNOSTIC CENTRE

☎ 0171-2532620, 8222896961 ✉ pkrajainhealthcare@gmail.com

TEST PERFORMED AT: KOS DIAGNOSTIC LAB, AMBALA CANTT.

<b>NAME</b>	: Mrs. MANPREET KAUR	<b>PATIENT ID</b>	: 1587532
<b>AGE/ GENDER</b>	: 28 YRS/FEMALE	<b>REG. NO./LAB NO.</b>	: 122408220010
<b>COLLECTED BY</b>	:	<b>REGISTRATION DATE</b>	: 22/Aug/2024 09:53 AM
<b>REFERRED BY</b>	:	<b>COLLECTION DATE</b>	: 22/Aug/2024 03:32PM
<b>BARCODE NO.</b>	: 12504249	<b>REPORTING DATE</b>	: 22/Aug/2024 01:22PM
<b>CLIENT CODE.</b>	: P.K.R JAIN HEALTHCARE INSTITUTE		
<b>CLIENT ADDRESS</b>	: NASIRPUR, HISSAR ROAD, AMBALA CITY - HARYANA		

Test Name	Value	Unit	Biological Reference interval
-----------	-------	------	-------------------------------

### CLINICAL CHEMISTRY/BIOCHEMISTRY

#### GLUCOSE FASTING (F)

GLUCOSE FASTING (F): PLASMA <i>by GLUCOSE OXIDASE - PEROXIDASE (GOD-POD)</i>	90.14	mg/dL	NORMAL: < 100.0 PREDIABETIC: 100.0 - 125.0 DIABETIC: > OR = 126.0
---	-------	-------	---

#### INTERPRETATION

##### IN ACCORDANCE WITH AMERICAN DIABETES ASSOCIATION GUIDELINES:

1. A fasting plasma glucose level below 100 mg/dl is considered normal.
2. A fasting plasma glucose level between 100 - 125 mg/dl is considered as glucose intolerant or prediabetic. A fasting and post-prandial blood test (after consumption of 75 gms of glucose) is recommended for all such patients.
3. A fasting plasma glucose level of above 125 mg/dl is highly suggestive of diabetic state. A repeat post-prandial is strongly recommended for all such patients. A fasting plasma glucose level in excess of 125 mg/dl on both occasions is confirmatory for diabetic state.



DR.VINAY CHOPRA  
CONSULTANT PATHOLOGIST  
MBBS, MD (PATHOLOGY & MICROBIOLOGY)

DR.YUGAM CHOPRA  
CONSULTANT PATHOLOGIST  
MBBS, MD (PATHOLOGY)





# P K R JAIN HEALTHCARE INSTITUTE

NASIRPUR, Hissar Road, AMBALA CITY- (Haryana)

## A PIONEER DIAGNOSTIC CENTRE

☎ 0171-2532620, 8222896961 ✉ pkrijainhealthcare@gmail.com

TEST PERFORMED AT: KOS DIAGNOSTIC LAB, AMBALA CANTT.

<b>NAME</b>	: Mrs. MANPREET KAUR	<b>PATIENT ID</b>	: 1587532
<b>AGE/ GENDER</b>	: 28 YRS/FEMALE	<b>REG. NO./LAB NO.</b>	: 122408220010
<b>COLLECTED BY</b>	:	<b>REGISTRATION DATE</b>	: 22/Aug/2024 09:53 AM
<b>REFERRED BY</b>	:	<b>COLLECTION DATE</b>	: 22/Aug/2024 03:32PM
<b>BARCODE NO.</b>	: 12504249	<b>REPORTING DATE</b>	: 22/Aug/2024 01:22PM
<b>CLIENT CODE.</b>	: P.K.R JAIN HEALTHCARE INSTITUTE		
<b>CLIENT ADDRESS</b>	: NASIRPUR, HISSAR ROAD, AMBALA CITY - HARYANA		

Test Name	Value	Unit	Biological Reference interval
-----------	-------	------	-------------------------------

### CHOLESTEROL: SERUM

CHOLESTEROL TOTAL: SERUM  
by CHOLESTEROL OXIDASE PAP

110.68 mg/dL

OPTIMAL: < 200.0  
BORDERLINE HIGH: 200.0 - 239.0  
HIGH CHOLESTEROL: > OR = 240.0


#### INTERPRETATION:


NATIONAL LIPID ASSOCIATION RECOMMENDATIONS (NLA-2014)	CHOLESTEROL IN ADULTS (mg/dL)	CHOLESTEROL IN ADULTS (mg/dL)
DESIRABLE	< 200.0	< 170.0
BORDERLINE HIGH	200.0 – 239.0	171.0 – 199.0
HIGH	>= 240.0	>= 200.0

#### NOTE:

- Measurements in the same patient can show physiological & analytical variations. Three serial samples 1 week apart are recommended for Total Cholesterol, Triglycerides, HDL & LDL Cholesterol.
- As per National Lipid association - 2014 guidelines, all adults above the age of 20 years should be screened for lipid status. Selective screening of children above the age of 2 years with a family history of premature cardiovascular disease or those with at least one parent with high total cholesterol is recommended.



  
 DR.VINAY CHOPRA  
 CONSULTANT PATHOLOGIST  
 MBBS, MD (PATHOLOGY & MICROBIOLOGY)

  
 DR.YUGAM CHOPRA  
 CONSULTANT PATHOLOGIST  
 MBBS , MD (PATHOLOGY)





# P K R JAIN HEALTHCARE INSTITUTE

NASIRPUR, Hissar Road, AMBALA CITY- (Haryana)

## A PIONEER DIAGNOSTIC CENTRE

☎ 0171-2532620, 8222896961 ✉ pkrajainhealthcare@gmail.com

TEST PERFORMED AT: KOS DIAGNOSTIC LAB, AMBALA CANTT.

<b>NAME</b>	: Mrs. MANPREET KAUR		
<b>AGE/ GENDER</b>	: 28 YRS/FEMALE	<b>PATIENT ID</b>	: 1587532
<b>COLLECTED BY</b>	:	<b>REG. NO./LAB NO.</b>	: 122408220010
<b>REFERRED BY</b>	:	<b>REGISTRATION DATE</b>	: 22/Aug/2024 09:53 AM
<b>BARCODE NO.</b>	: 12504249	<b>COLLECTION DATE</b>	: 22/Aug/2024 03:32PM
<b>CLIENT CODE.</b>	: P.K.R JAIN HEALTHCARE INSTITUTE	<b>REPORTING DATE</b>	: 22/Aug/2024 01:22PM
<b>CLIENT ADDRESS</b>	: NASIRPUR, HISSAR ROAD, AMBALA CITY - HARYANA		

Test Name	Value	Unit	Biological Reference interval
-----------	-------	------	-------------------------------

### SGOT/SGPT PROFILE

SGOT/AST: SERUM <i>by IFCC, WITHOUT PYRIDOXAL PHOSPHATE</i>	16.21	U/L	7.00 - 45.00
SGPT/ALT: SERUM <i>by IFCC, WITHOUT PYRIDOXAL PHOSPHATE</i>	12.41	U/L	0.00 - 49.00
SGOT/SGPT RATIO <i>by CALCULATED, SPECTROPHOTOMETRY</i>	1.31		

#### INTERPRETATION

**NOTE:- To be correlated in individuals having SGOT and SGPT values higher than Normal Reference Range.**

**USE:-** Differential diagnosis of diseases of hepatobiliary system and pancreas.

#### INCREASED:-

DRUG HEPATOTOXICITY	> 2
ALCOHOLIC HEPATITIS	> 2 (Highly Suggestive)
CIRRHOSIS	1.4 - 2.0
INTRAHEPATIC CHOLESTASIS	> 1.5
HEPATOCELLULAR CARCINOMA & CHRONIC HEPATITIS	> 1.3 (Slightly Increased)

#### DECREASED:-

1. Acute Hepatitis due to virus, drugs, toxins (with AST increased 3 to 10 times upper limit of normal)
2. Extra Hepatic cholestasis: 0.8 (normal or slightly decreased).

#### PROGNOSTIC SIGNIFICANCE:-

NORMAL	< 0.65
GOOD PROGNOSTIC SIGN	0.3 - 0.6
POOR PROGNOSTIC SIGN	1.2 - 1.6



DR.VINAY CHOPRA  
CONSULTANT PATHOLOGIST  
MBBS, MD (PATHOLOGY & MICROBIOLOGY)

DR.YUGAM CHOPRA  
CONSULTANT PATHOLOGIST  
MBBS, MD (PATHOLOGY)





# P K R JAIN HEALTHCARE INSTITUTE

NASIRPUR, Hissar Road, AMBALA CITY- (Haryana)

## A PIONEER DIAGNOSTIC CENTRE

☎ 0171-2532620, 8222896961 ✉ pkrjainhealthcare@gmail.com

TEST PERFORMED AT: KOS DIAGNOSTIC LAB, AMBALA CANTT.

<b>NAME</b>	: Mrs. MANPREET KAUR		
<b>AGE/ GENDER</b>	: 28 YRS/FEMALE	<b>PATIENT ID</b>	: 1587532
<b>COLLECTED BY</b>	:	<b>REG. NO./LAB NO.</b>	: 122408220010
<b>REFERRED BY</b>	:	<b>REGISTRATION DATE</b>	: 22/Aug/2024 09:53 AM
<b>BARCODE NO.</b>	: 12504249	<b>COLLECTION DATE</b>	: 22/Aug/2024 03:32PM
<b>CLIENT CODE.</b>	: P.K.R JAIN HEALTHCARE INSTITUTE	<b>REPORTING DATE</b>	: 22/Aug/2024 04:44PM
<b>CLIENT ADDRESS</b>	: NASIRPUR, HISSAR ROAD, AMBALA CITY - HARYANA		

Test Name	Value	Unit	Biological Reference interval
-----------	-------	------	-------------------------------

### IMMUNOPATHOLOGY/SEROLOGY

#### C-REACTIVE PROTEIN (CRP)

C-REACTIVE PROTEIN (CRP) QUANTITATIVE: SERUM	0.62	mg/L	0.0 - 6.0
---	------	------	-----------

by NEPHLOMETRY

#### INTERPRETATION:

1. C-reactive protein (CRP) is one of the most sensitive acute-phase reactants for inflammation.
2. CRP levels can increase dramatically (100-fold or more) after severe trauma, bacterial infection, inflammation, surgery, or neoplastic proliferation.
3. CRP levels (Quantitative) has been used to assess activity of inflammatory disease, to detect infections after surgery, to detect transplant rejection, and to monitor these inflammatory processes.
4. As compared to ESR, CRP shows an earlier rise in inflammatory disorders which begins in 4-6 hrs, the intensity of the rise being higher than ESR and the recovery being earlier than ESR. Unlike ESR, CRP levels are not influenced by hematologic conditions like Anemia, Polycythemia etc.,
5. Elevated values are consistent with an acute inflammatory process.

#### NOTE:

1. Elevated C-reactive protein (CRP) values are nonspecific and should not be interpreted without a complete clinical history.
2. Oral contraceptives may increase CRP levels.



DR.VINAY CHOPRA  
CONSULTANT PATHOLOGIST  
MBBS, MD (PATHOLOGY & MICROBIOLOGY)

DR.YUGAM CHOPRA  
CONSULTANT PATHOLOGIST  
MBBS, MD (PATHOLOGY)





# P K R JAIN HEALTHCARE INSTITUTE

NASIRPUR, Hissar Road, AMBALA CITY- (Haryana)

## A PIONEER DIAGNOSTIC CENTRE

☎ 0171-2532620, 8222896961 ✉ pkrjainhealthcare@gmail.com

TEST PERFORMED AT KOS DIAGNOSTIC LAB, AMBALA CANTT.

<b>NAME</b>	: Mrs. MANPREET KAUR	<b>PATIENT ID</b>	: 1587532
<b>AGE/ GENDER</b>	: 28 YRS/FEMALE	<b>REG. NO./LAB NO.</b>	: 122408220010
<b>COLLECTED BY</b>	:	<b>REGISTRATION DATE</b>	: 22/Aug/2024 09:53 AM
<b>REFERRED BY</b>	:	<b>COLLECTION DATE</b>	: 22/Aug/2024 03:32PM
<b>BARCODE NO.</b>	: 12504249	<b>REPORTING DATE</b>	: 22/Aug/2024 01:22PM
<b>CLIENT CODE.</b>	: P.K.R JAIN HEALTHCARE INSTITUTE		
<b>CLIENT ADDRESS</b>	: NASIRPUR, HISSAR ROAD, AMBALA CITY - HARYANA		

Test Name	Value	Unit	Biological Reference interval
-----------	-------	------	-------------------------------

### CLINICAL PATHOLOGY

#### URINE ROUTINE & MICROSCOPIC EXAMINATION

##### PHYSICAL EXAMINATION

QUANTITY RECEIVED	10	ml	
<i>by DIP STICK/REFLECTANCE SPECTROPHOTOMETRY</i>			
COLOUR	PALE YELLOW		PALE YELLOW
<i>by DIP STICK/REFLECTANCE SPECTROPHOTOMETRY</i>			
TRANSPARANCY	HAZY		CLEAR
<i>by DIP STICK/REFLECTANCE SPECTROPHOTOMETRY</i>			
SPECIFIC GRAVITY	1.01		1.002 - 1.030
<i>by DIP STICK/REFLECTANCE SPECTROPHOTOMETRY</i>			

##### CHEMICAL EXAMINATION

REACTION	NEUTRAL		
<i>by DIP STICK/REFLECTANCE SPECTROPHOTOMETRY</i>			
PROTEIN	NEGATIVE (-ve)		NEGATIVE (-ve)
<i>by DIP STICK/REFLECTANCE SPECTROPHOTOMETRY</i>			
SUGAR	NEGATIVE (-ve)		NEGATIVE (-ve)
<i>by DIP STICK/REFLECTANCE SPECTROPHOTOMETRY</i>			
pH	7		5.0 - 7.5
<i>by DIP STICK/REFLECTANCE SPECTROPHOTOMETRY</i>			
BILIRUBIN	NEGATIVE (-ve)		NEGATIVE (-ve)
<i>by DIP STICK/REFLECTANCE SPECTROPHOTOMETRY</i>			
NITRITE	NEGATIVE (-ve)		NEGATIVE (-ve)
<i>by DIP STICK/REFLECTANCE SPECTROPHOTOMETRY.</i>			
UROBILINOGEN	NOT DETECTED	EU/dL	0.2 - 1.0
<i>by DIP STICK/REFLECTANCE SPECTROPHOTOMETRY</i>			
KETONE BODIES	NEGATIVE (-ve)		NEGATIVE (-ve)
<i>by DIP STICK/REFLECTANCE SPECTROPHOTOMETRY</i>			
BLOOD	NEGATIVE (-ve)		NEGATIVE (-ve)
<i>by DIP STICK/REFLECTANCE SPECTROPHOTOMETRY</i>			
ASCORBIC ACID	NEGATIVE (-ve)		NEGATIVE (-ve)
<i>by DIP STICK/REFLECTANCE SPECTROPHOTOMETRY</i>			

##### MICROSCOPIC EXAMINATION



DR.VINAY CHOPRA  
CONSULTANT PATHOLOGIST  
MBBS, MD (PATHOLOGY & MICROBIOLOGY)

DR.YUGAM CHOPRA  
CONSULTANT PATHOLOGIST  
MBBS , MD (PATHOLOGY)







# P K R JAIN HEALTHCARE INSTITUTE

NASIRPUR, Hissar Road, AMBALA CITY- (Haryana)

## A PIONEER DIAGNOSTIC CENTRE


☎ 0171-2532620, 8222896961 ✉ pkrjainhealthcare@gmail.com


<b>NAME</b>	: Mrs. MANPREET KAUR	<b>PATIENT ID</b>	: 1587532
<b>AGE/ GENDER</b>	: 28 YRS/FEMALE	<b>REG. NO./LAB NO.</b>	: 122408220010
<b>COLLECTED BY</b>	:	<b>REGISTRATION DATE</b>	: 22/Aug/2024 09:53 AM
<b>REFERRED BY</b>	:	<b>COLLECTION DATE</b>	: 22/Aug/2024 03:32PM
<b>BARCODE NO.</b>	: 12504249	<b>REPORTING DATE</b>	: 22/Aug/2024 01:22PM
<b>CLIENT CODE.</b>	: P.K.R JAIN HEALTHCARE INSTITUTE		
<b>CLIENT ADDRESS</b>	: NASIRPUR, HISSAR ROAD, AMBALA CITY - HARYANA		

Test Name	Value	Unit	Biological Reference interval
RED BLOOD CELLS (RBCs) <i>by MICROSCOPY ON CENTRIFUGED URINARY SEDIMENT</i>	NEGATIVE (-ve)	/HPF	0 - 3
PUS CELLS <i>by MICROSCOPY ON CENTRIFUGED URINARY SEDIMENT</i>	4-6	/HPF	0 - 5
EPITHELIAL CELLS <i>by MICROSCOPY ON CENTRIFUGED URINARY SEDIMENT</i>	5-7	/HPF	ABSENT
CRYSTALS <i>by MICROSCOPY ON CENTRIFUGED URINARY SEDIMENT</i>	NEGATIVE (-ve)		NEGATIVE (-ve)
CASTS <i>by MICROSCOPY ON CENTRIFUGED URINARY SEDIMENT</i>	NEGATIVE (-ve)		NEGATIVE (-ve)
<b>BACTERIA</b> <i>by MICROSCOPY ON CENTRIFUGED URINARY SEDIMENT</i>	<b>POSITIVE (+ve)</b>		<b>NEGATIVE (-ve)</b>
OTHERS <i>by MICROSCOPY ON CENTRIFUGED URINARY SEDIMENT</i>	NEGATIVE (-ve)		NEGATIVE (-ve)
TRICHOMONAS VAGINALIS (PROTOZOA) <i>by MICROSCOPY ON CENTRIFUGED URINARY SEDIMENT</i>	ABSENT		ABSENT

\*\*\* End Of Report \*\*\*



  
 DR.VINAY CHOPRA  
 CONSULTANT PATHOLOGIST  
 MBBS, MD (PATHOLOGY & MICROBIOLOGY)

  
 DR.YUGAM CHOPRA  
 CONSULTANT PATHOLOGIST  
 MBBS , MD (PATHOLOGY)

