



P K R JAIN HEALTHCARE INSTITUTE

NASIRPUR, Hissar Road, AMBALA CITY- (Haryana)

A PIONEER DIAGNOSTIC CENTRE

☎ 0171-2532620, 8222896961 ✉ pkrjainhealthcare@gmail.com

NAME	: Mrs. SUNITA JAIN	PATIENT ID	: 1587550
AGE/ GENDER	: 52 YRS/FEMALE	REG. NO./LAB NO.	: 122408220013
COLLECTED BY	:	REGISTRATION DATE	: 22/Aug/2024 10:26 AM
REFERRED BY	:	COLLECTION DATE	: 22/Aug/2024 11:06AM
BARCODE NO.	: 12504252	REPORTING DATE	: 22/Aug/2024 01:26PM
CLIENT CODE.	: P.K.R JAIN HEALTHCARE INSTITUTE		
CLIENT ADDRESS	: NASIRPUR, HISSAR ROAD, AMBALA CITY - HARYANA		

Test Name	Value	Unit	Biological Reference interval
-----------	-------	------	-------------------------------

HAEMATOLOGY

HAEMOGLOBIN (HB)

HAEMOGLOBIN (HB)	12.9	gm/dL	12.0 - 16.0
------------------	------	-------	-------------

by CALORIMETRIC

INTERPRETATION:-

Hemoglobin is the protein molecule in red blood cells that carries oxygen from the lungs to the bodys tissues and returns carbon dioxide from the tissues back to the lungs.

A low hemoglobin level is referred to as ANEMIA or low red blood count.

ANEMIA (DECREASED HAEMOGLOBIN):

- 1) Loss of blood (traumatic injury, surgery, bleeding, colon cancer or stomach ulcer)
- 2) Nutritional deficiency (iron, vitamin B12, folate)
- 3) Bone marrow problems (replacement of bone marrow by cancer)
- 4) Suppression by red blood cell synthesis by chemotherapy drugs
- 5) Kidney failure
- 6) Abnormal hemoglobin structure (sickle cell anemia or thalassemia).


POLYCYTHEMIA (INCREASED HAEMOGLOBIN):

- 1) People in higher altitudes (Physiological)
- 2) Smoking (Secondary Polycythemia)
- 3) Dehydration produces a falsely rise in hemoglobin due to increased haemoconcentration
- 4) Advanced lung disease (for example, emphysema)
- 5) Certain tumors
- 6) A disorder of the bone marrow known as polycythemia rubra vera,
- 7) Abuse of the drug erythropoetin (Epogen) by athletes for blood doping purposes (increasing the amount of oxygen available to the body by chemically raising the production of red blood cells).

NOTE: TEST CONDUCTED ON EDTA WHOLE BLOOD




DR.VINAY CHOPRA
CONSULTANT PATHOLOGIST
MBBS, MD (PATHOLOGY & MICROBIOLOGY)


DR.YUGAM CHOPRA
CONSULTANT PATHOLOGIST
MBBS , MD (PATHOLOGY)





P K R JAIN HEALTHCARE INSTITUTE

NASIRPUR, Hissar Road, AMBALA CITY- (Haryana)

A PIONEER DIAGNOSTIC CENTRE

☎ 0171-2532620, 8222896961 ✉ pkrajainhealthcare@gmail.com

TEST PERFORMED AT KOS DIAGNOSTIC LAB, AMBALA CANTT.

NAME	: Mrs. SUNITA JAIN	PATIENT ID	: 1587550
AGE/ GENDER	: 52 YRS/FEMALE	REG. NO./LAB NO.	: 122408220013
COLLECTED BY	:	REGISTRATION DATE	: 22/Aug/2024 10:26 AM
REFERRED BY	:	COLLECTION DATE	: 22/Aug/2024 11:06AM
BARCODE NO.	: 12504252	REPORTING DATE	: 22/Aug/2024 01:26PM
CLIENT CODE.	: P.K.R JAIN HEALTHCARE INSTITUTE		
CLIENT ADDRESS	: NASIRPUR, HISSAR ROAD, AMBALA CITY - HARYANA		

Test Name	Value	Unit	Biological Reference interval
-----------	-------	------	-------------------------------

CLINICAL CHEMISTRY/BIOCHEMISTRY

GLUCOSE FASTING (F)

GLUCOSE FASTING (F): PLASMA

86.33

mg/dL

by GLUCOSE OXIDASE - PEROXIDASE (GOD-POD)

NORMAL: < 100.0

PREDIABETIC: 100.0 - 125.0

DIABETIC: > OR = 126.0

INTERPRETATION

IN ACCORDANCE WITH AMERICAN DIABETES ASSOCIATION GUIDELINES:

1. A fasting plasma glucose level below 100 mg/dl is considered normal.
2. A fasting plasma glucose level between 100 - 125 mg/dl is considered as glucose intolerant or prediabetic. A fasting and post-prandial blood test (after consumption of 75 gms of glucose) is recommended for all such patients.
3. A fasting plasma glucose level of above 125 mg/dl is highly suggestive of diabetic state. A repeat post-prandial is strongly recommended for all such patients. A fasting plasma glucose level in excess of 125 mg/dl on both occasions is confirmatory for diabetic state.



DR.VINAY CHOPRA
CONSULTANT PATHOLOGIST
MBBS, MD (PATHOLOGY & MICROBIOLOGY)

DR.YUGAM CHOPRA
CONSULTANT PATHOLOGIST
MBBS, MD (PATHOLOGY)





P K R JAIN HEALTHCARE INSTITUTE

NASIRPUR, Hissar Road, AMBALA CITY- (Haryana)

A PIONEER DIAGNOSTIC CENTRE

☎ 0171-2532620, 8222896961 ✉ pkrajainhealthcare@gmail.com

NAME : Mrs. SUNITA JAIN
AGE/ GENDER : 52 YRS/FEMALE
COLLECTED BY :
REFERRED BY :
BARCODE NO. : 12504252
CLIENT CODE. : P.K.R JAIN HEALTHCARE INSTITUTE
CLIENT ADDRESS : NASIRPUR, HISSAR ROAD, AMBALA CITY - HARYANA

PATIENT ID : 1587550
REG. NO./LAB NO. : 122408220013
REGISTRATION DATE : 22/Aug/2024 10:26 AM
COLLECTION DATE : 22/Aug/2024 11:06AM
REPORTING DATE : 22/Aug/2024 01:26PM

Test Name	Value	Unit	Biological Reference interval
-----------	-------	------	-------------------------------

CHOLESTEROL: SERUM

CHOLESTEROL TOTAL: SERUM
by CHOLESTEROL OXIDASE PAP

224.03^H mg/dL

OPTIMAL: < 200.0
BORDERLINE HIGH: 200.0 - 239.0
HIGH CHOLESTEROL: > OR = 240.0

INTERPRETATION:

NATIONAL LIPID ASSOCIATION RECOMMENDATIONS (NLA-2014)	CHOLESTEROL IN ADULTS (mg/dL)	CHOLESTEROL IN ADULTS (mg/dL)
DESIRABLE	< 200.0	< 170.0
BORDERLINE HIGH	200.0 – 239.0	171.0 – 199.0
HIGH	>= 240.0	>= 200.0

NOTE:

- Measurements in the same patient can show physiological & analytical variations. Three serial samples 1 week apart are recommended for Total Cholesterol, Triglycerides, HDL & LDL Cholesterol.
- As per National Lipid association - 2014 guidelines, all adults above the age of 20 years should be screened for lipid status. Selective screening of children above the age of 2 years with a family history of premature cardiovascular disease or those with at least one parent with high total cholesterol is recommended.




DR.VINAY CHOPRA
CONSULTANT PATHOLOGIST
MBBS, MD (PATHOLOGY & MICROBIOLOGY)


DR.YUGAM CHOPRA
CONSULTANT PATHOLOGIST
MBBS, MD (PATHOLOGY)





P K R JAIN HEALTHCARE INSTITUTE

NASIRPUR, Hissar Road, AMBALA CITY- (Haryana)

A PIONEER DIAGNOSTIC CENTRE

☎ 0171-2532620, 8222896961 ✉ pkrajainhealthcare@gmail.com

NAME : Mrs. SUNITA JAIN
AGE/ GENDER : 52 YRS/FEMALE
COLLECTED BY :
REFERRED BY :
BARCODE NO. : 12504252
CLIENT CODE. : P.K.R JAIN HEALTHCARE INSTITUTE
CLIENT ADDRESS : NASIRPUR, HISSAR ROAD, AMBALA CITY - HARYANA

PATIENT ID : 1587550
REG. NO./LAB NO. : 122408220013
REGISTRATION DATE : 22/Aug/2024 10:26 AM
COLLECTION DATE : 22/Aug/2024 11:06AM
REPORTING DATE : 22/Aug/2024 01:26PM

Test Name	Value	Unit	Biological Reference interval
-----------	-------	------	-------------------------------

URIC ACID

URIC ACID: SERUM by URICASE - OXIDASE PEROXIDASE	4.92	mg/dL	2.50 - 6.80
---	------	-------	-------------

INTERPRETATION:-

1.GOUT occurs when high levels of Uric Acid in the blood cause crystals to form & accumulate around a joint.
2.Uric Acid is the end product of purine metabolism . Uric acid is excreted to a large degree by the kidneys and to a smaller degree in the intestinal tract by microbial degradation.

INCREASED:-

(A).DUE TO INCREASED PRODUCTION:-

- 1.Idiopathic primary gout.
- 2.Excessive dietary purines (organ meats,legumes,anchovies, etc).
- 3.Cytolytic treatment of malignancies especially leukemias & lymphomas.
- 4.Polycythemia vera & myeloid metaplasia.
- 5.Psoriasis.
- 6.Sickle cell anaemia etc.

(B).DUE TO DECREASED EXCRETION (BY KIDNEYS)

- 1.Alcohol ingestion.
- 2.Thiazide diuretics.
- 3.Lactic acidosis.
- 4.Aspirin ingestion (less than 2 grams per day).
- 5.Diabetic ketoacidosis or starvation.
- 6.Renal failure due to any cause etc.

DECREASED:-


(A).DUE TO DIETARY DEFICIENCY


- 1.Dietary deficiency of Zinc, Iron and molybdenum.
- 2.Fanconi syndrome & Wilsons disease.
- 3.Multiple sclerosis .
- 4.Syndrome of inappropriate antidiuretic hormone (SIADH) secretion & low purine diet etc.

(B).DUE TO INCREASED EXCRETION

- 1.Drugs:-Probenecid , sulphinpyrazone, aspirin doses (more than 4 grams per day), corticosteroids and ACTH, anti-coagulants and estrogens etc.




DR.VINAY CHOPRA
CONSULTANT PATHOLOGIST
MBBS, MD (PATHOLOGY & MICROBIOLOGY)


DR.YUGAM CHOPRA
CONSULTANT PATHOLOGIST
MBBS , MD (PATHOLOGY)





P K R JAIN HEALTHCARE INSTITUTE

NASIRPUR, Hissar Road, AMBALA CITY- (Haryana)

A PIONEER DIAGNOSTIC CENTRE

☎ 0171-2532620, 8222896961 ✉ pkrajainhealthcare@gmail.com

NAME : Mrs. SUNITA JAIN
AGE/ GENDER : 52 YRS/FEMALE
COLLECTED BY :
REFERRED BY :
BARCODE NO. : 12504252
CLIENT CODE. : P.K.R JAIN HEALTHCARE INSTITUTE
CLIENT ADDRESS : NASIRPUR, HISSAR ROAD, AMBALA CITY - HARYANA

PATIENT ID : 1587550
REG. NO./LAB NO. : 122408220013
REGISTRATION DATE : 22/Aug/2024 10:26 AM
COLLECTION DATE : 22/Aug/2024 11:06AM
REPORTING DATE : 22/Aug/2024 01:26PM

Test Name	Value	Unit	Biological Reference interval
-----------	-------	------	-------------------------------

ENDOCRINOLOGY

THYROID STIMULATING HORMONE (TSH)

THYROID STIMULATING HORMONE (TSH): SERUM 2.35 μ IU/mL 0.35 - 5.50

by CMIA (CHEMILUMINESCENT MICROPARTICLE IMMUNOASSAY)

3rd GENERATION, ULTRASENSITIVE

INTERPRETATION:

AGE	REFERENCE RANGE (μ IU/mL)
0 – 5 DAYS	0.70 – 15.20
6 Days – 2 Months	0.70 – 11.00
3 – 11 Months	0.70 – 8.40
1 – 5 Years	0.70 – 7.00
6 – 10 Years	0.60 – 5.50
11 - 15	0.50 – 5.50
> 20 Years (Adults)	0.27 – 5.50
PREGNANCY	
1st Trimester	0.10 - 3.00
2nd Trimester	0.20 - 3.00
3rd Trimester	0.30 - 4.10

NOTE:- TSH levels are subjected to circadian variation, reaching peak levels between 2-4 a.m and at a minimum between 6-10 pm. The variation is of the order of 50 %. Hence time of the day has influence on the measured serum TSH concentration.

USE:- TSH controls biosynthesis and release of thyroid hormones T4 & T3. It is a sensitive measure of thyroid function, especially useful in early or subclinical hypothyroidism, before the patient develops any clinical findings or goitre or any other thyroid function abnormality.

INCREASED LEVELS:

- 1.Primary or untreated hypothyroidism, may vary from 3 times to more than 100 times normal depending on degree of hypofunction.
- 2.Hypothyroid patients receiving insufficient thyroid replacement therapy.
- 3.Hashimotos thyroiditis.
- 4.DRUGS: Amphetamines, Iodine containing agents and dopamine antagonist.
- 5.Neonatal period, increase in 1st 2-3 days of life due to post-natal surge.

DECREASED LEVELS:

- 1.Toxic multi-nodular goitre & Thyroiditis.
- 2.Over replacement of thyroid hormone in treatment of hypothyroidism.
- 3.Autonomously functioning Thyroid adenoma
- 4.Secondary pituitary or hypothalamic hypothyroidism
- 5.Acute psychiatric illness
- 6.Severe dehydration.



DR.VINAY CHOPRA

CONSULTANT PATHOLOGIST
MBBS, MD (PATHOLOGY & MICROBIOLOGY)

DR.YUGAM CHOPRA

CONSULTANT PATHOLOGIST
MBBS, MD (PATHOLOGY)





P K R JAIN HEALTHCARE INSTITUTE

NASIRPUR, Hissar Road, AMBALA CITY- (Haryana)

A PIONEER DIAGNOSTIC CENTRE

☎ 0171-2532620, 8222896961 ✉ pkrajainhealthcare@gmail.com

NAME	: Mrs. SUNITA JAIN	PATIENT ID	: 1587550
AGE/ GENDER	: 52 YRS/FEMALE	REG. NO./LAB NO.	: 122408220013
COLLECTED BY	:	REGISTRATION DATE	: 22/Aug/2024 10:26 AM
REFERRED BY	:	COLLECTION DATE	: 22/Aug/2024 11:06AM
BARCODE NO.	: 12504252	REPORTING DATE	: 22/Aug/2024 01:26PM
CLIENT CODE.	: P.K.R JAIN HEALTHCARE INSTITUTE		
CLIENT ADDRESS	: NASIRPUR, HISSAR ROAD, AMBALA CITY - HARYANA		

Test Name	Value	Unit	Biological Reference interval
-----------	-------	------	-------------------------------

7.DRUGS: Glucocorticoids, Dopamine, Levodopa, T4 replacement therapy, Anti-thyroid drugs for thyrotoxicosis.


8.Pregnancy: 1st and 2nd Trimester

LIMITATIONS:

- 1.TSH may be normal in central hypothyroidism, recent rapid correction of hyperthyroidism or hypothyroidism, pregnancy, phenytoin therapy.
- 2.Autoimmune disorders may produce spurious results.

*** End Of Report ***




DR.VINAY CHOPRA
CONSULTANT PATHOLOGIST
MBBS, MD (PATHOLOGY & MICROBIOLOGY)


DR.YUGAM CHOPRA
CONSULTANT PATHOLOGIST
MBBS, MD (PATHOLOGY)

