



P K R JAIN HEALTHCARE INSTITUTE

NASIRPUR, Hissar Road, AMBALA CITY- (Haryana)

A PIONEER DIAGNOSTIC CENTRE

☎ 0171-2532620, 8222896961 ✉ pkrjainhealthcare@gmail.com

TEST PERFORMED AT KOS DIAGNOSTIC LAB, AMBALA CANTT.

NAME	: Mr. AJAIB SINGH	PATIENT ID	: 1616896
AGE/ GENDER	: 56 YRS/MALE	REG. NO./LAB NO.	: 122409180006
COLLECTED BY	:	REGISTRATION DATE	: 18/Sep/2024 09:26 AM
REFERRED BY	:	COLLECTION DATE	: 18/Sep/2024 09:38AM
BARCODE NO.	: 12504768	REPORTING DATE	: 18/Sep/2024 04:35PM
CLIENT CODE.	: P.K.R JAIN HEALTHCARE INSTITUTE		
CLIENT ADDRESS	: NASIRPUR, HISSAR ROAD, AMBALA CITY - HARYANA		

Test Name	Value	Unit	Biological Reference interval
-----------	-------	------	-------------------------------

ENDOCRINOLOGY

THYROID FUNCTION TEST: TOTAL

TRIIODOTHYRONINE (T3): SERUM <i>by CMIA (CHEMILUMINESCENT MICROPARTICLE IMMUNOASSAY)</i>	1.48	ng/mL	0.35 - 1.93
THYROXINE (T4): SERUM <i>by CMIA (CHEMILUMINESCENT MICROPARTICLE IMMUNOASSAY)</i>	11.01	µgm/dL	4.87 - 12.60
THYROID STIMULATING HORMONE (TSH): SERUM <i>by CMIA (CHEMILUMINESCENT MICROPARTICLE IMMUNOASSAY)</i> 3rd GENERATION, ULTRASENSITIVE	0.24 ^L	µIU/mL	0.35 - 5.50

INTERPRETATION:

TSH levels are subject to circadian variation, reaching peak levels between 2-4 a.m and at a minimum between 6-10 pm. The variation is of the order of 50%.Hence time of the day has influence on the measured serum TSH concentrations.TSH stimulates the production and secretion of the metabolically active hormones, thyroxine (T4)and triiodothyronine (T3).Failure at any level of regulation of the hypothalamic-pituitary-thyroid axis will result in either underproduction (hypothyroidism) or overproduction(hyperthyroidism) of T4 and/or T3.


CLINICAL CONDITION	T3	T4	TSH
Primary Hypothyroidism:	Reduced	Reduced	Increased (Significantly)
Subclinical Hypothyroidism:	Normal or Low Normal	Normal or Low Normal	High
Primary Hyperthyroidism:	Increased	Increased	Reduced (at times undetectable)
Subclinical Hyperthyroidism:	Normal or High Normal	Normal or High Normal	Reduced


LIMITATIONS:-

1. T3 and T4 circulates in reversibly bound form with Thyroid binding globulins (TBG),and to a lesser extent albumin and Thyroid binding Pre Albumin so conditions in which TBG and protein levels alter such as pregnancy, excess estrogens, androgens, anabolic steroids and glucocorticoids may falsely affect the T3 and T4 levels and may cause false thyroid values for thyroid function tests.
2. Normal levels of T4 can also be seen in Hyperthyroid patients with :T3 Thyrotoxicosis, Decreased binding capacity due to hypoproteinemia or ingestion of certain drugs (eg: phenytoin , salicylates).
3. Serum T4 levles in neonates and infants are higher than values in the normal adult , due to the increased concentration of TBG in neonate serum.
4. TSH may be normal in central hypothyroidism , recent rapid correction of hyperthyroidism or hypothyroidism , pregnancy , phenytoin therapy.

TRIIODOTHYRONINE (T3)		THYROXINE (T4)		THYROID STIMULATING HORMONE (TSH)	
Age	Refferance Range (ng/mL)	Age	Refferance Range (µg/dL)	Age	Reference Range (µIU/mL)
0 - 7 Days	0.20 - 2.65	0 - 7 Days	5.90 – 18.58	0 - 7 Days	2.43 - 24.3
7 Days - 3 Months	0.36 - 2.59	7 Days - 3 Months	6.39 - 17.66	7 Days - 3 Months	0.58 - 11.00
3 - 6 Months	0.51 - 2.52	3 - 6 Months	6.75 – 17.04	3 Days – 6 Months	0.70 - 8.40




 DR.VINAY CHOPRA
 CONSULTANT PATHOLOGIST
 MBBS, MD (PATHOLOGY & MICROBIOLOGY)


 DR.YUGAM CHOPRA
 CONSULTANT PATHOLOGIST
 MBBS , MD (PATHOLOGY)





P K R JAIN HEALTHCARE INSTITUTE

NASIRPUR, Hissar Road, AMBALA CITY- (Haryana)

A PIONEER DIAGNOSTIC CENTRE

☎ 0171-2532620, 8222896961 ✉ pkrjainhealthcare@gmail.com

NAME	: Mr. AJAIB SINGH		
AGE/ GENDER	: 56 YRS/MALE	PATIENT ID	: 1616896
COLLECTED BY	:	REG. NO./LAB NO.	: 122409180006
REFERRED BY	:	REGISTRATION DATE	: 18/Sep/2024 09:26 AM
BARCODE NO.	: 12504768	COLLECTION DATE	: 18/Sep/2024 09:38AM
CLIENT CODE.	: P.K.R JAIN HEALTHCARE INSTITUTE	REPORTING DATE	: 18/Sep/2024 04:35PM
CLIENT ADDRESS	: NASIRPUR, HISSAR ROAD, AMBALA CITY - HARYANA		

Test Name	Value	Unit	Biological Reference interval
6 - 12 Months	0.74 - 2.40	6 - 12 Months	7.10 - 16.16
1 - 10 Years	0.92 - 2.28	1 - 10 Years	6.00 - 13.80
11- 19 Years	0.35 - 1.93	11 - 19 Years	4.87- 13.20
> 20 years (Adults)	0.35 - 1.93	> 20 Years (Adults)	4.87 - 12.60
RECOMMENDATIONS OF TSH LEVELS DURING PREGNANCY (μ U/mL)			
1st Trimester		0.10 - 2.50	
2nd Trimester		0.20 - 3.00	
3rd Trimester		0.30 - 4.10	

INCREASED TSH LEVELS:


- 1.Primary or untreated hypothyroidism may vary from 3 times to more than 100 times normal depending upon degree of hypofunction.
- 2.Hypothyroid patients receiving insufficient thyroid replacement therapy.
- 3.Hashimotos thyroiditis
- 4.DRUGS: Amphetamines, idonie containing agents & dopamine antagonist.
- 5.Neonatal period, increase in 1st 2-3 days of life due to post-natal surge


DECREASED TSH LEVELS:

- 1.Toxic multi-nodular goitre & Thyroiditis.
- 2.Over replacement of thyroid hormone in treatment of hypothyroidism.
- 3.Autonomously functioning Thyroid adenoma
- 4.Secondary pituitary or hypothalamic hypothyroidism
- 5.Acute psychiatric illness
- 6.Severe dehydration.
- 7.DRUGS: Glucocorticoids, Dopamine, Levodopa, T4 replacement therapy, Anti-thyroid drugs for thyrotoxicosis.
- 8.Pregnancy: 1st and 2nd Trimester

*** End Of Report ***




 DR.VINAY CHOPRA
 CONSULTANT PATHOLOGIST
 MBBS, MD (PATHOLOGY & MICROBIOLOGY)


 DR.YUGAM CHOPRA
 CONSULTANT PATHOLOGIST
 MBBS , MD (PATHOLOGY)

