



P K R JAIN HEALTHCARE INSTITUTE

NASIRPUR, Hissar Road, AMBALA CITY- (Haryana)

A PIONEER DIAGNOSTIC CENTRE

☎ 0171-2532620, 8222896961 ✉ pkrijainhealthcare@gmail.com

NAME : Mrs. RENU
AGE/ GENDER : 46 YRS/FEMALE
COLLECTED BY :
REFERRED BY :
BARCODE NO. : 12505233
CLIENT CODE. : P.K.R JAIN HEALTHCARE INSTITUTE
CLIENT ADDRESS : NASIRPUR, HISSAR ROAD, AMBALA CITY - HARYANA

PATIENT ID : 1646759
REG. NO./LAB NO. : 122410180012
REGISTRATION DATE : 18/Oct/2024 11:25 AM
COLLECTION DATE : 18/Oct/2024 11:34AM
REPORTING DATE : 18/Oct/2024 01:40PM

Test Name	Value	Unit	Biological Reference interval
-----------	-------	------	-------------------------------

CLINICAL CHEMISTRY/BIOCHEMISTRY

CHOLESTEROL: SERUM

CHOLESTEROL TOTAL: SERUM
by CHOLESTEROL OXIDASE PAP

170.26 mg/dL

OPTIMAL: < 200.0
BORDERLINE HIGH: 200.0 - 239.0
HIGH CHOLESTEROL: > OR = 240.0

INTERPRETATION:


NATIONAL LIPID ASSOCIATION RECOMMENDATIONS (NLA-2014)	CHOLESTEROL IN ADULTS (mg/dL)	CHOLESTEROL IN ADULTS (mg/dL)
DESIRABLE	< 200.0	< 170.0
BORDERLINE HIGH	200.0 – 239.0	171.0 – 199.0
HIGH	>= 240.0	>= 200.0

NOTE:

- Measurements in the same patient can show physiological & analytical variations. Three serial samples 1 week apart are recommended for Total Cholesterol, Triglycerides, HDL & LDL Cholesterol.
- As per National Lipid association - 2014 guidelines, all adults above the age of 20 years should be screened for lipid status. Selective screening of children above the age of 2 years with a family history of premature cardiovascular disease or those with at least one parent with high total cholesterol is recommended.




DR.VINAY CHOPRA
CONSULTANT PATHOLOGIST
MBBS, MD (PATHOLOGY & MICROBIOLOGY)


DR.YUGAM CHOPRA
CONSULTANT PATHOLOGIST
MBBS, MD (PATHOLOGY)





P K R JAIN HEALTHCARE INSTITUTE

NASIRPUR, Hissar Road, AMBALA CITY- (Haryana)

A PIONEER DIAGNOSTIC CENTRE

☎ 0171-2532620, 8222896961 ✉ pkrjainhealthcare@gmail.com

NAME : Mrs. RENU
AGE/ GENDER : 46 YRS/FEMALE
COLLECTED BY :
REFERRED BY :
BARCODE NO. : 12505233
CLIENT CODE. : P.K.R JAIN HEALTHCARE INSTITUTE
CLIENT ADDRESS : NASIRPUR, HISSAR ROAD, AMBALA CITY - HARYANA

PATIENT ID : 1646759
REG. NO./LAB NO. : 122410180012
REGISTRATION DATE : 18/Oct/2024 11:25 AM
COLLECTION DATE : 18/Oct/2024 11:34AM
REPORTING DATE : 18/Oct/2024 01:40PM

Test Name	Value	Unit	Biological Reference interval
-----------	-------	------	-------------------------------

URIC ACID

URIC ACID: SERUM by URICASE - OXIDASE PEROXIDASE	4.76	mg/dL	2.50 - 6.80
---	------	-------	-------------

INTERPRETATION:-

1.GOUT occurs when high levels of Uric Acid in the blood cause crystals to form & accumulate around a joint.
2.Uric Acid is the end product of purine metabolism . Uric acid is excreted to a large degree by the kidneys and to a smaller degree in the intestinal tract by microbial degradation.

INCREASED:-

(A).DUE TO INCREASED PRODUCTION:-

- 1.Idiopathic primary gout.
- 2.Excessive dietary purines (organ meats,legumes,anchovies, etc).
- 3.Cytolytic treatment of malignancies especially leukemias & lymphomas.
- 4.Polycythemia vera & myeloid metaplasia.
- 5.Psoriasis.
- 6.Sickle cell anaemia etc.

(B).DUE TO DECREASED EXCRETION (BY KIDNEYS)

- 1.Alcohol ingestion.
- 2.Thiazide diuretics.
- 3.Lactic acidosis.
- 4.Aspirin ingestion (less than 2 grams per day).
- 5.Diabetic ketoacidosis or starvation.
- 6.Renal failure due to any cause etc.

DECREASED:-


(A).DUE TO DIETARY DEFICIENCY


- 1.Dietary deficiency of Zinc, Iron and molybdenum.
- 2.Fanconi syndrome & Wilsons disease.
- 3.Multiple sclerosis .
- 4.Syndrome of inappropriate antidiuretic hormone (SIADH) secretion & low purine diet etc.

(B).DUE TO INCREASED EXCRETION

- 1.Drugs:-Probenecid , sulphinpyrazone, aspirin doses (more than 4 grams per day), corticosteroids and ACTH, anti-coagulants and estrogens etc.




DR.VINAY CHOPRA
CONSULTANT PATHOLOGIST
MBBS, MD (PATHOLOGY & MICROBIOLOGY)


DR.YUGAM CHOPRA
CONSULTANT PATHOLOGIST
MBBS , MD (PATHOLOGY)





P K R JAIN HEALTHCARE INSTITUTE

NASIRPUR, Hissar Road, AMBALA CITY- (Haryana)

A PIONEER DIAGNOSTIC CENTRE

☎ 0171-2532620, 8222896961 ✉ pkrajainhealthcare@gmail.com

TEST PERFORMED AT KOS DIAGNOSTIC LAB, AMBALA CANTT.

NAME : Mrs. RENU
AGE/ GENDER : 46 YRS/FEMALE
COLLECTED BY :
REFERRED BY :
BARCODE NO. : 12505233
CLIENT CODE. : P.K.R JAIN HEALTHCARE INSTITUTE
CLIENT ADDRESS : NASIRPUR, HISSAR ROAD, AMBALA CITY - HARYANA

PATIENT ID : 1646759
REG. NO./LAB NO. : 122410180012
REGISTRATION DATE : 18/Oct/2024 11:25 AM
COLLECTION DATE : 18/Oct/2024 11:34AM
REPORTING DATE : 18/Oct/2024 01:40PM

Test Name	Value	Unit	Biological Reference interval
-----------	-------	------	-------------------------------

ENDOCRINOLOGY

THYROID FUNCTION TEST: TOTAL

TRIIODOTHYRONINE (T3): SERUM by CMIA (CHEMILUMINESCENT MICROPARTICLE IMMUNOASSAY)	1.34	ng/mL	0.35 - 1.93
THYROXINE (T4): SERUM by CMIA (CHEMILUMINESCENT MICROPARTICLE IMMUNOASSAY)	9.15	µgm/dL	4.87 - 12.60
THYROID STIMULATING HORMONE (TSH): SERUM by CMIA (CHEMILUMINESCENT MICROPARTICLE IMMUNOASSAY)	1.72	µIU/mL	0.35 - 5.50

3rd GENERATION, ULTRA SENSITIVE

INTERPRETATION:

TSH levels are subject to circadian variation, reaching peak levels between 2-4 a.m and at a minimum between 6-10 pm. The variation is of the order of 50%. Hence time of the day has influence on the measured serum TSH concentrations. TSH stimulates the production and secretion of the metabolically active hormones, thyroxine (T4) and triiodothyronine (T3). Failure at any level of regulation of the hypothalamic-pituitary-thyroid axis will result in either underproduction (hypothyroidism) or overproduction (hyperthyroidism) of T4 and/or T3.

CLINICAL CONDITION	T3	T4	TSH
Primary Hypothyroidism:	Reduced	Reduced	Increased (Significantly)
Subclinical Hypothyroidism:	Normal or Low Normal	Normal or Low Normal	High
Primary Hyperthyroidism:	Increased	Increased	Reduced (at times undetectable)
Subclinical Hyperthyroidism:	Normal or High Normal	Normal or High Normal	Reduced


LIMITATIONS:-

- T3 and T4 circulates in reversibly bound form with Thyroid binding globulins (TBG), and to a lesser extent albumin and Thyroid binding Pre Albumin so conditions in which TBG and protein levels alter such as pregnancy, excess estrogens, androgens, anabolic steroids and glucocorticoids may falsely affect the T3 and T4 levels and may cause false thyroid values for thyroid function tests.
- Normal levels of T4 can also be seen in Hyperthyroid patients with :T3 Thyrotoxicosis, Decreased binding capacity due to hypoproteinemia or ingestion of certain drugs (eg: phenytoin, salicylates).
- Serum T4 levels in neonates and infants are higher than values in the normal adult, due to the increased concentration of TBG in neonate serum.
- TSH may be normal in central hypothyroidism, recent rapid correction of hyperthyroidism or hypothyroidism, pregnancy, phenytoin therapy.

TRIIODOTHYRONINE (T3)		THYROXINE (T4)		THYROID STIMULATING HORMONE (TSH)	
Age	Refferance Range (ng/mL)	Age	Refferance Range (µg/dL)	Age	Reference Range (µIU/mL)
0 - 7 Days	0.20 - 2.65	0 - 7 Days	5.90 - 18.58	0 - 7 Days	2.43 - 24.3
7 Days - 3 Months	0.36 - 2.59	7 Days - 3 Months	6.39 - 17.66	7 Days - 3 Months	0.58 - 11.00
3 - 6 Months	0.51 - 2.52	3 - 6 Months	6.75 - 17.04	3 Days - 6 Months	0.70 - 8.40




DR. VINAY CHOPRA
CONSULTANT PATHOLOGIST
MBBS, MD (PATHOLOGY & MICROBIOLOGY)


DR. YUGAM CHOPRA
CONSULTANT PATHOLOGIST
MBBS, MD (PATHOLOGY)





P K R JAIN HEALTHCARE INSTITUTE

NASIRPUR, Hissar Road, AMBALA CITY- (Haryana)

A PIONEER DIAGNOSTIC CENTRE

☎ 0171-2532620, 8222896961 ✉ pkrjainhealthcare@gmail.com

NAME : Mrs. RENU
AGE/ GENDER : 46 YRS/FEMALE
COLLECTED BY :
REFERRED BY :
BARCODE NO. : 12505233
CLIENT CODE. : P.K.R JAIN HEALTHCARE INSTITUTE
CLIENT ADDRESS : NASIRPUR, HISSAR ROAD, AMBALA CITY - HARYANA

PATIENT ID : 1646759
REG. NO./LAB NO. : 122410180012
REGISTRATION DATE : 18/Oct/2024 11:25 AM
COLLECTION DATE : 18/Oct/2024 11:34AM
REPORTING DATE : 18/Oct/2024 01:40PM

Test Name		Value		Unit	Biological Reference interval
6 - 12 Months	0.74 - 2.40	6 - 12 Months	7.10 - 16.16	6 - 12 Months	0.70 - 7.00
1 - 10 Years	0.92 - 2.28	1 - 10 Years	6.00 - 13.80	1 - 10 Years	0.60 - 5.50
11- 19 Years	0.35 - 1.93	11 - 19 Years	4.87- 13.20	11 - 19 Years	0.50 - 5.50
> 20 years (Adults)	0.35 - 1.93	> 20 Years (Adults)	4.87 - 12.60	> 20 Years (Adults)	0.35- 5.50
RECOMMENDATIONS OF TSH LEVELS DURING PREGNANCY (μ U/mL)					
1st Trimester		0.10 - 2.50			
2nd Trimester		0.20 - 3.00			
3rd Trimester		0.30 - 4.10			

INCREASED TSH LEVELS:

- 1.Primary or untreated hypothyroidism may vary from 3 times to more than 100 times normal depending upon degree of hypofunction.
- 2.Hypothyroid patients receiving insufficient thyroid replacement therapy.
- 3.Hashimotos thyroiditis
- 4.DRUGS: Amphetamines, idonie containing agents & dopamine antagonist.
- 5.Neonatal period, increase in 1st 2-3 days of life due to post-natal surge

DECREASED TSH LEVELS:

- 1.Toxic multi-nodular goitre & Thyroiditis.
- 2.Over replacement of thyroid hormone in treatment of hypothyroidism.
- 3.Autonomously functioning Thyroid adenoma
- 4.Secondary pituitary or hypothalamic hypothyroidism
- 5.Acute psychiatric illness
- 6.Severe dehydration.
- 7.DRUGS: Glucocorticoids, Dopamine, Levodopa, T4 replacement therapy, Anti-thyroid drugs for thyrotoxicosis.
- 8.Pregnancy: 1st and 2nd Trimester

*** End Of Report ***




DR.VINAY CHOPRA
CONSULTANT PATHOLOGIST
MBBS, MD (PATHOLOGY & MICROBIOLOGY)


DR.YUGAM CHOPRA
CONSULTANT PATHOLOGIST
MBBS, MD (PATHOLOGY)

