



P K R JAIN HEALTHCARE INSTITUTE

NASIRPUR, Hissar Road, AMBALA CITY- (Haryana)

A PIONEER DIAGNOSTIC CENTRE

☎ 0171-2532620, 8222896961 ✉ pkrjainhealthcare@gmail.com

NAME	: Miss. SHARDA RANI	PATIENT ID	: 1652012
AGE/ GENDER	: 16 YRS/FEMALE	REG. NO./LAB NO.	: 122410240009
COLLECTED BY	:	REGISTRATION DATE	: 24/Oct/2024 10:10 AM
REFERRED BY	:	COLLECTION DATE	: 24/Oct/2024 10:24AM
BARCODE NO.	: 12505322	REPORTING DATE	: 24/Oct/2024 10:28AM
CLIENT CODE.	: P.K.R JAIN HEALTHCARE INSTITUTE		
CLIENT ADDRESS	: NASIRPUR, HISSAR ROAD, AMBALA CITY - HARYANA		

Test Name	Value	Unit	Biological Reference interval
-----------	-------	------	-------------------------------

HAEMATOLOGY HAEMOGLOBIN (HB)

HAEMOGLOBIN (HB) by CALORIMETRIC	9.9 ^L	gm/dL	12.0 - 16.0
-------------------------------------	------------------	-------	-------------

INTERPRETATION:-

Hemoglobin is the protein molecule in red blood cells that carries oxygen from the lungs to the body's tissues and returns carbon dioxide from the tissues back to the lungs.

A low hemoglobin level is referred to as ANEMIA or low red blood count.

ANEMIA (DECREASED HAEMOGLOBIN):

- 1) Loss of blood (traumatic injury, surgery, bleeding, colon cancer or stomach ulcer)
- 2) Nutritional deficiency (iron, vitamin B12, folate)
- 3) Bone marrow problems (replacement of bone marrow by cancer)
- 4) Suppression by red blood cell synthesis by chemotherapy drugs
- 5) Kidney failure
- 6) Abnormal hemoglobin structure (sickle cell anemia or thalassemia).

POLYCYTHEMIA (INCREASED HAEMOGLOBIN):

- 1) People in higher altitudes (Physiological)
- 2) Smoking (Secondary Polycythemia)
- 3) Dehydration produces a falsely rise in hemoglobin due to increased haemoconcentration
- 4) Advanced lung disease (for example, emphysema)
- 5) Certain tumors
- 6) A disorder of the bone marrow known as polycythemia rubra vera,
- 7) Abuse of the drug erythropoietin (Epogen) by athletes for blood doping purposes (increasing the amount of oxygen available to the body by chemically raising the production of red blood cells).

NOTE: TEST CONDUCTED ON EDTA WHOLE BLOOD




DR.VINAY CHOPRA
CONSULTANT PATHOLOGIST
MBBS, MD (PATHOLOGY & MICROBIOLOGY)


DR.YUGAM CHOPRA
CONSULTANT PATHOLOGIST
MBBS, MD (PATHOLOGY)





P K R JAIN HEALTHCARE INSTITUTE

NASIRPUR, Hissar Road, AMBALA CITY- (Haryana)

A PIONEER DIAGNOSTIC CENTRE

☎ 0171-2532620, 8222896961 ✉ pkrajainhealthcare@gmail.com

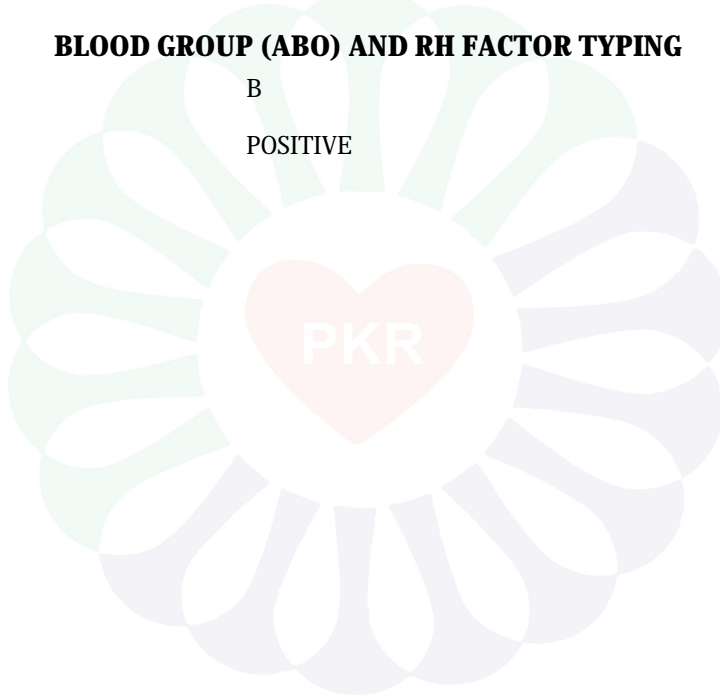
NAME	: Miss. SHARDA RANI	PATIENT ID	: 1652012
AGE/ GENDER	: 16 YRS/FEMALE	REG. NO./LAB NO.	: 122410240009
COLLECTED BY	:	REGISTRATION DATE	: 24/Oct/2024 10:10 AM
REFERRED BY	:	COLLECTION DATE	: 24/Oct/2024 10:24AM
BARCODE NO.	: 12505322	REPORTING DATE	: 24/Oct/2024 10:28AM
CLIENT CODE.	: P.K.R JAIN HEALTHCARE INSTITUTE		
CLIENT ADDRESS	: NASIRPUR, HISSAR ROAD, AMBALA CITY - HARYANA		

Test Name	Value	Unit	Biological Reference interval
-----------	-------	------	-------------------------------


BLOOD GROUP (ABO) AND RH FACTOR TYPING

ABO GROUP
by SLIDE AGGLUTINATION
RH FACTOR TYPE
by SLIDE AGGLUTINATION

B
POSITIVE




DR.VINAY CHOPRA
CONSULTANT PATHOLOGIST
MBBS, MD (PATHOLOGY & MICROBIOLOGY)


DR.YUGAM CHOPRA
CONSULTANT PATHOLOGIST
MBBS, MD (PATHOLOGY)





P K R JAIN HEALTHCARE INSTITUTE

NASIRPUR, Hissar Road, AMBALA CITY- (Haryana)

A PIONEER DIAGNOSTIC CENTRE

☎ 0171-2532620, 8222896961

✉ pkrijainhealthcare@gmail.com


NAME	: Miss. SHARDA RANI	PATIENT ID	: 1652012
AGE/ GENDER	: 16 YRS/FEMALE	REG. NO./LAB NO.	: 122410240009
COLLECTED BY	:	REGISTRATION DATE	: 24/Oct/2024 10:10 AM
REFERRED BY	:	COLLECTION DATE	: 24/Oct/2024 10:24AM
BARCODE NO.	: 12505322	REPORTING DATE	: 24/Oct/2024 10:28AM
CLIENT CODE.	: P.K.R JAIN HEALTHCARE INSTITUTE		
CLIENT ADDRESS	: NASIRPUR, HISSAR ROAD, AMBALA CITY - HARYANA		

Test Name	Value	Unit	Biological Reference interval
-----------	-------	------	-------------------------------

*** End Of Report ***




DR.VINAY CHOPRA
CONSULTANT PATHOLOGIST
MBBS, MD (PATHOLOGY & MICROBIOLOGY)


DR.YUGAM CHOPRA
CONSULTANT PATHOLOGIST
MBBS, MD (PATHOLOGY)

