



P K R JAIN HEALTHCARE INSTITUTE

NASIRPUR, Hissar Road, AMBALA CITY- (Haryana)

A PIONEER DIAGNOSTIC CENTRE

☎ 0171-2532620, 8222896961 ✉ pkrjainhealthcare@gmail.com

TEST PERFORMED AT KOS DIAGNOSTIC LAB, AMBALA CANTT.

NAME	: Mr. SURJANT SINGH	PATIENT ID	: 1626733
AGE/ GENDER	: 54 YRS/MALE	REG. NO./LAB NO.	: 122411040020
COLLECTED BY	:	REGISTRATION DATE	: 04/Nov/2024 12:57 PM
REFERRED BY	:	COLLECTION DATE	: 04/Nov/2024 12:58PM
BARCODE NO.	: 12505436	REPORTING DATE	: 04/Nov/2024 02:00PM
CLIENT CODE.	: P.K.R JAIN HEALTHCARE INSTITUTE		
CLIENT ADDRESS	: NASIRPUR, HISSAR ROAD, AMBALA CITY - HARYANA		


Test Name	Value	Unit	Biological Reference interval
-----------	-------	------	-------------------------------


CLINICAL CHEMISTRY/BIOCHEMISTRY

KIDNEY FUNCTION TEST (BASIC)

UREA: SERUM <i>by UREASE - GLUTAMATE DEHYDROGENASE (GLDH)</i>	31.78	mg/dL	10.00 - 50.00
CREATININE: SERUM <i>by ENZYMATIC, SPECTROPHOTOMETRY</i>	0.91	mg/dL	0.40 - 1.40
BLOOD UREA NITROGEN (BUN): SERUM <i>by CALCULATED, SPECTROPHOTOMETRY</i>	14.85	mg/dL	7.0 - 25.0
BLOOD UREA NITROGEN (BUN)/CREATININE RATIO: SERUM <i>by CALCULATED, SPECTROPHOTOMETRY</i>	16.32	RATIO	10.0 - 20.0
UREA/CREATININE RATIO: SERUM <i>by CALCULATED, SPECTROPHOTOMETRY</i>	34.92	RATIO	
URIC ACID: SERUM <i>by URICASE - OXIDASE PEROXIDASE</i>	6.65	mg/dL	3.60 - 7.70




DR.VINAY CHOPRA
CONSULTANT PATHOLOGIST
MBBS, MD (PATHOLOGY & MICROBIOLOGY)


DR.YUGAM CHOPRA
CONSULTANT PATHOLOGIST
MBBS, MD (PATHOLOGY)





P K R JAIN HEALTHCARE INSTITUTE

NASIRPUR, Hissar Road, AMBALA CITY- (Haryana)

A PIONEER DIAGNOSTIC CENTRE

☎ 0171-2532620, 8222896961 ✉ pkrjainhealthcare@gmail.com

NAME	: Mr. SURJANT SINGH	PATIENT ID	: 1626733
AGE/ GENDER	: 54 YRS/MALE	REG. NO./LAB NO.	: 122411040020
COLLECTED BY	:	REGISTRATION DATE	: 04/Nov/2024 12:57 PM
REFERRED BY	:	COLLECTION DATE	: 04/Nov/2024 12:58PM
BARCODE NO.	: 12505436	REPORTING DATE	: 04/Nov/2024 02:00PM
CLIENT CODE.	: P.K.R JAIN HEALTHCARE INSTITUTE		
CLIENT ADDRESS	: NASIRPUR, HISSAR ROAD, AMBALA CITY - HARYANA		

Test Name	Value	Unit	Biological Reference interval
-----------	-------	------	-------------------------------

INTERPRETATION:

Normal range for a healthy person on normal diet: 12 - 20

To Differentiate between pre- and postrenal azotemia.

INCREASED RATIO (>20:1) WITH NORMAL CREATININE:

1. Prerenal azotemia (BUN rises without increase in creatinine) e.g. heart failure, salt depletion, dehydration, blood loss) due to decreased glomerular filtration rate.
2. Catabolic states with increased tissue breakdown.
3. GI hemorrhage.
4. High protein intake.
5. Impaired renal function plus .
6. Excess protein intake or production or tissue breakdown (e.g. infection, GI bleeding, thyrotoxicosis, Cushings syndrome, high protein diet, burns, surgery, cachexia, high fever).
7. Urine reabsorption (e.g. ureterocolostomy)
8. Reduced muscle mass (subnormal creatinine production)
9. Certain drugs (e.g. tetracycline, glucocorticoids)

INCREASED RATIO (>20:1) WITH ELEVATED CREATININE LEVELS:

1. Postrenal azotemia (BUN rises disproportionately more than creatinine) (e.g. obstructive uropathy).
2. Prerenal azotemia superimposed on renal disease.

DECREASED RATIO (<10:1) WITH DECREASED BUN :

1. Acute tubular necrosis.
2. Low protein diet and starvation.
3. Severe liver disease.
4. Other causes of decreased urea synthesis.
5. Repeated dialysis (urea rather than creatinine diffuses out of extracellular fluid).
6. Inherited hyperammonemias (urea is virtually absent in blood).
7. SIADH (syndrome of inappropriate antidiuretic hormone) due to tubular secretion of urea.
8. Pregnancy.

DECREASED RATIO (<10:1) WITH INCREASED CREATININE:

1. Phenacimide therapy (accelerates conversion of creatine to creatinine).
2. Rhabdomyolysis (releases muscle creatinine).
3. Muscular patients who develop renal failure.


INAPPROPRIATE RATIO:

1. Diabetic ketoacidosis (acetoacetate causes false increase in creatinine with certain methodologies, resulting in normal ratio when dehydration should produce an increased BUN/creatinine ratio).
2. Cephalosporin therapy (interferes with creatinine measurement).

*** End Of Report ***




DR. VINAY CHOPRA
CONSULTANT PATHOLOGIST
MBBS, MD (PATHOLOGY & MICROBIOLOGY)


DR. YUGAM CHOPRA
CONSULTANT PATHOLOGIST
MBBS, MD (PATHOLOGY)

