



# P K R JAIN HEALTHCARE INSTITUTE

NASIRPUR, Hissar Road, AMBALA CITY- (Haryana)

**A PIONEER DIAGNOSTIC CENTRE**

☎ 0171-2532620, 8222896961

✉ pkrjainhealthcare@gmail.com

TEST PERFORMED AT KOS DIAGNOSTIC LAB, AMBALA CANTT.

NAME	: Mr. SURINDER KUMAR	PATIENT ID	: 1689582
AGE/ GENDER	: 58 YRS/MALE	REG. NO./LAB NO.	: 122412030012
COLLECTED BY	:	REGISTRATION DATE	: 03/Dec/2024 03:09 PM
REFERRED BY	:	COLLECTION DATE	: 03/Dec/2024 03:45PM
BARCODE NO.	: 12505977	REPORTING DATE	: 04/Dec/2024 12:16PM
CLIENT CODE.	: P.K.R JAIN HEALTHCARE INSTITUTE		
CLIENT ADDRESS	: NASIRPUR, HISSAR ROAD, AMBALA CITY - HARYANA		

Test Name	Value	Unit	Biological Reference interval
-----------	-------	------	-------------------------------

## CLINICAL CHEMISTRY/BIOCHEMISTRY

### GLUCOSE RANDOM (R)

GLUCOSE RANDOM (R): PLASMA  
by GLUCOSE OXIDASE - PEROXIDASE (GOD-POD)

**496.54<sup>H</sup>** mg/dL

NORMAL: < 140.00  
PREDIABETIC: 140.0 - 200.0  
DIABETIC: > OR = 200.0

#### INTERPRETATION


##### IN ACCORDANCE WITH AMERICAN DIABETES ASSOCIATION GUIDELINES:

1. A random plasma glucose level below 140 mg/dl is considered normal.
2. A random glucose level between 140 - 200 mg/dl is considered as glucose intolerant or prediabetic. A fasting and post-prandial blood test (after consumption of 75 gms of glucose) is recommended for all such patients.
3. A random glucose level of above 200 mg/dl is highly suggestive of diabetic state. A repeat post-prandial is strongly recommended for all such patients. A fasting plasma glucose level in excess of 125 mg/dl on both occasions is confirmatory for diabetic state.

**Rechecked twice**



  
DR.VINAY CHOPRA  
CONSULTANT PATHOLOGIST  
MBBS, MD (PATHOLOGY & MICROBIOLOGY)

  
DR.YUGAM CHOPRA  
CONSULTANT PATHOLOGIST  
MBBS, MD (PATHOLOGY)





# P K R JAIN HEALTHCARE INSTITUTE

NASIRPUR, Hissar Road, AMBALA CITY- (Haryana)

**A PIONEER DIAGNOSTIC CENTRE**

☎ 0171-2532620, 8222896961 ✉ pkrjainhealthcare@gmail.com

**NAME** : Mr. SURINDER KUMAR  
**AGE/ GENDER** : 58 YRS/MALE  
**COLLECTED BY** :  
**REFERRED BY** :  
**BARCODE NO.** : 12505977  
**CLIENT CODE.** : P.K.R JAIN HEALTHCARE INSTITUTE  
**CLIENT ADDRESS** : NASIRPUR, HISSAR ROAD, AMBALA CITY - HARYANA

**PATIENT ID** : 1689582  
**REG. NO./LAB NO.** : 122412030012  
**REGISTRATION DATE** : 03/Dec/2024 03:09 PM  
**COLLECTION DATE** : 03/Dec/2024 03:45PM  
**REPORTING DATE** : 03/Dec/2024 05:09PM

Test Name	Value	Unit	Biological Reference interval
-----------	-------	------	-------------------------------

## URIC ACID

URIC ACID: SERUM  
by URICASE - OXIDASE PEROXIDASE

9.71<sup>H</sup> mg/dL 3.60 - 7.70

### INTERPRETATION:-

1.GOUT occurs when high levels of Uric Acid in the blood cause crystals to form & accumulate around a joint.  
2.Uric Acid is the end product of purine metabolism . Uric acid is excreted to a large degree by the kidneys and to a smaller degree in the intestinal tract by microbial degradation.

### INCREASED:-

#### (A).DUE TO INCREASED PRODUCTION:-

- 1.Idiopathic primary gout.
- 2.Excessive dietary purines (organ meats,legumes,anchovies, etc).
- 3.Cytolytic treatment of malignancies especially leukemias & lymphomas.
- 4.Polycythemia vera & myeloid metaplasia.
- 5.Psoriasis.
- 6.Sickle cell anaemia etc.

#### (B).DUE TO DECREASED EXCRETION (BY KIDNEYS)

- 1.Alcohol ingestion.
- 2.Thiazide diuretics.
- 3.Lactic acidosis.
- 4.Aspirin ingestion (less than 2 grams per day ).
- 5.Diabetic ketoacidosis or starvation.
- 6.Renal failure due to any cause etc.

### DECREASED:-

#### (A).DUE TO DIETARY DEFICIENCY


- 1.Dietary deficiency of Zinc, Iron and molybdenum.
- 2.Fanconi syndrome & Wilsons disease.
- 3.Multiple sclerosis .
- 4.Syndrome of inappropriate antidiuretic hormone (SIADH) secretion & low purine diet etc.


#### (B).DUE TO INCREASED EXCRETION

- 1.Drugs:-Probenecid , sulphinpyrazone, aspirin doses (more than 4 grams per day), corticosteroids and ACTH, anti-coagulants and estrogens etc.

\*\*\* End Of Report \*\*\*



  
DR.VINAY CHOPRA  
CONSULTANT PATHOLOGIST  
MBBS, MD (PATHOLOGY & MICROBIOLOGY)

  
DR.YUGAM CHOPRA  
CONSULTANT PATHOLOGIST  
MBBS , MD (PATHOLOGY)

