



# P K R JAIN HEALTHCARE INSTITUTE

NASIRPUR, Hissar Road, AMBALA CITY- (Haryana)

**A PIONEER DIAGNOSTIC CENTRE**

☎ 0171-2532620, 8222896961 ✉ pkrjainhealthcare@gmail.com

**NAME** : Mr. JAIDEEP  
**AGE/ GENDER** : 51 YRS/MALE  
**COLLECTED BY** :  
**REFERRED BY** :  
**BARCODE NO.** : 12506013  
**CLIENT CODE.** : P.K.R JAIN HEALTHCARE INSTITUTE  
**CLIENT ADDRESS** : NASIRPUR, HISSAR ROAD, AMBALA CITY - HARYANA

**PATIENT ID** : 1691344  
**REG. NO./LAB NO.** : 122412050016  
**REGISTRATION DATE** : 05/Dec/2024 11:41 AM  
**COLLECTION DATE** : 05/Dec/2024 03:09PM  
**REPORTING DATE** : 05/Dec/2024 04:12PM

Test Name	Value	Unit	Biological Reference interval
-----------	-------	------	-------------------------------

## HAEMATOLOGY

### GLYCOSYLATED HAEMOGLOBIN (HbA1C)

GLYCOSYLATED HAEMOGLOBIN (HbA1c): WHOLE BLOOD <i>by HPLC (HIGH PERFORMANCE LIQUID CHROMATOGRAPHY)</i>	5.9	%	4.0 - 6.4
ESTIMATED AVERAGE PLASMA GLUCOSE <i>by HPLC (HIGH PERFORMANCE LIQUID CHROMATOGRAPHY)</i>	122.63	mg/dL	60.00 - 140.00

#### INTERPRETATION:


#### AS PER AMERICAN DIABETES ASSOCIATION (ADA):


REFERENCE GROUP	GLYCOSYLATED HEMOGLOBIN (HbA1C) in %	
Non diabetic Adults >= 18 years	<5.7	
At Risk (Prediabetes)	5.7 – 6.4	
Diagnosing Diabetes	>= 6.5	
Therapeutic goals for glycemic control	Age > 19 Years	
	Goals of Therapy:	< 7.0
	Actions Suggested:	>8.0
	Age < 19 Years	
	Goal of therapy:	<7.5

#### COMMENTS:

- Glycosylated hemoglobin (HbA1c) test is three monthly monitoring done to assess compliance with therapeutic regimen in diabetic patients.
- Since Hb1c reflects long term fluctuations in blood glucose concentration, a diabetic patient who has recently under good control may still have high concentration of HbA1c. Converse is true for a diabetic previously under good control but now poorly controlled.
- Target goals of < 7.0 % may be beneficial in patients with short duration of diabetes, long life expectancy and no significant cardiovascular disease. In patients with significant complications of diabetes, limited life expectancy or extensive co-morbid conditions, targeting a goal of < 7.0% may not be appropriate.
- High HbA1c (>9.0 -9.5 %) is strongly associated with risk of development and rapid progression of microvascular and nerve complications
- Any condition that shortens RBC life span like acute blood loss, hemolytic anemia falsely lowers HbA1c results.
- HbA1c results from patients with HbSS, HbSC and HbD must be interpreted with caution, given the pathological processes including anemia, increased red cell turnover, and transfusion requirement that adversely impact HbA1c as a marker of long-term glycemic control.
- Specimens from patients with polycythemia or post-splenectomy may exhibit increase in HbA1c values due to a somewhat longer life span of the red cells.



  
DR. VINAY CHOPRA  
CONSULTANT PATHOLOGIST  
MBBS, MD (PATHOLOGY & MICROBIOLOGY)

  
DR. YUGAM CHOPRA  
CONSULTANT PATHOLOGIST  
MBBS, MD (PATHOLOGY)





# P K R JAIN HEALTHCARE INSTITUTE

NASIRPUR, Hissar Road, AMBALA CITY- (Haryana)

**A PIONEER DIAGNOSTIC CENTRE**

☎ 0171-2532620, 8222896961 ✉ pkrjainhealthcare@gmail.com

**NAME** : Mr. JAIDEEP  
**AGE/ GENDER** : 51 YRS/MALE **PATIENT ID** : 1691344  
**COLLECTED BY** : **REG. NO./LAB NO.** : 122412050016  
**REFERRED BY** : **REGISTRATION DATE** : 05/Dec/2024 11:49 AM  
**BARCODE NO.** : 12506013 **COLLECTION DATE** : 05/Dec/2024 03:09PM  
**CLIENT CODE.** : P.K.R JAIN HEALTHCARE INSTITUTE **REPORTING DATE** : 05/Dec/2024 01:35PM  
**CLIENT ADDRESS** : NASIRPUR, HISSAR ROAD, AMBALA CITY - HARYANA

Test Name	Value	Unit	Biological Reference interval
-----------	-------	------	-------------------------------

## CLINICAL CHEMISTRY/BIOCHEMISTRY

### LIVER FUNCTION TEST (COMPLETE)

BILIRUBIN TOTAL: SERUM <i>by DIAZOTIZATION, SPECTROPHOTOMETRY</i>	0.88	mg/dL	INFANT: 0.20 - 8.00 ADULT: 0.00 - 1.20
BILIRUBIN DIRECT (CONJUGATED): SERUM <i>by DIAZO MODIFIED, SPECTROPHOTOMETRY</i>	0.22	mg/dL	0.00 - 0.40
BILIRUBIN INDIRECT (UNCONJUGATED): SERUM <i>by CALCULATED, SPECTROPHOTOMETRY</i>	0.66	mg/dL	0.10 - 1.00
SGOT/AST: SERUM <i>by IFCC, WITHOUT PYRIDOXAL PHOSPHATE</i>	26.01	U/L	7.00 - 45.00
SGPT/ALT: SERUM <i>by IFCC, WITHOUT PYRIDOXAL PHOSPHATE</i>	29.33	U/L	0.00 - 49.00
AST/ALT RATIO: SERUM <i>by CALCULATED, SPECTROPHOTOMETRY</i>	0.89	RATIO	0.00 - 46.00
ALKALINE PHOSPHATASE: SERUM <i>by PARA NITROPHENYL PHOSPHATASE BY AMINO METHYL PROPANOL</i>	106.07	U/L	40.0 - 130.0
GAMMA GLUTAMYL TRANSFERASE (GGT): SERUM <i>by SZASZ, SPECTROPHOTOMETRY</i>	19.84	U/L	0.00 - 55.0
TOTAL PROTEINS: SERUM <i>by BIURET, SPECTROPHOTOMETRY</i>	6.24	gm/dL	6.20 - 8.00
ALBUMIN: SERUM <i>by BROMOCRESOL GREEN</i>	4.25	gm/dL	3.50 - 5.50
GLOBULIN: SERUM <i>by CALCULATED, SPECTROPHOTOMETRY</i>	1.99 <sup>L</sup>	gm/dL	2.30 - 3.50
A : G RATIO: SERUM <i>by CALCULATED, SPECTROPHOTOMETRY</i>	2.14 <sup>H</sup>	RATIO	1.00 - 2.00

#### INTERPRETATION


**NOTE:-** To be correlated in individuals having SGOT and SGPT values higher than Normal Reference Range.


**USE:-** Differential diagnosis of diseases of hepatobiliary system and pancreas.

#### INCREASED:

DRUG HEPATOTOXICITY	> 2
ALCOHOLIC HEPATITIS	> 2 (Highly Suggestive)
CIRRHOSIS	1.4 - 2.0
INTRAHEPATIC CHOLESTATIS	> 1.5



  
DR.VINAY CHOPRA  
CONSULTANT PATHOLOGIST  
MBBS, MD (PATHOLOGY & MICROBIOLOGY)

  
DR.YUGAM CHOPRA  
CONSULTANT PATHOLOGIST  
MBBS, MD (PATHOLOGY)





# P K R JAIN HEALTHCARE INSTITUTE

NASIRPUR, Hissar Road, AMBALA CITY- (Haryana)

**A PIONEER DIAGNOSTIC CENTRE**

☎ 0171-2532620, 8222896961 ✉ [pkrajainhealthcare@gmail.com](mailto:pkrajainhealthcare@gmail.com)

<b>NAME</b>	: Mr. JAIDEEP	<b>PATIENT ID</b>	: 1691344
<b>AGE/ GENDER</b>	: 51 YRS/MALE	<b>REG. NO./LAB NO.</b>	: 122412050016
<b>COLLECTED BY</b>	:	<b>REGISTRATION DATE</b>	: 05/Dec/2024 11:49 AM
<b>REFERRED BY</b>	:	<b>COLLECTION DATE</b>	: 05/Dec/2024 03:09PM
<b>BARCODE NO.</b>	: 12506013	<b>REPORTING DATE</b>	: 05/Dec/2024 01:35PM
<b>CLIENT CODE.</b>	: P.K.R JAIN HEALTHCARE INSTITUTE		
<b>CLIENT ADDRESS</b>	: NASIRPUR, HISSAR ROAD, AMBALA CITY - HARYANA		

Test Name	Value	Unit	Biological Reference interval
-----------	-------	------	-------------------------------

HEPATOCELLULAR CARCINOMA & CHRONIC HEPATITIS		> 1.3 (Slightly Increased)	
--	--	----------------------------	--

**DECREASED:**

1. Acute Hepatitis due to virus, drugs, toxins (with AST increased 3 to 10 times upper limit of normal)
2. Extra Hepatic cholestasis: 0.8 (normal or slightly decreased).


**PROGNOSTIC SIGNIFICANCE:**


NORMAL	< 0.65
GOOD PROGNOSTIC SIGN	0.3 - 0.6
POOR PROGNOSTIC SIGN	1.2 - 1.6

\*\*\* End Of Report \*\*\*

PKR



  
DR.VINAY CHOPRA  
CONSULTANT PATHOLOGIST  
MBBS, MD (PATHOLOGY & MICROBIOLOGY)

  
DR.YUGAM CHOPRA  
CONSULTANT PATHOLOGIST  
MBBS, MD (PATHOLOGY)

