



P K R JAIN HEALTHCARE INSTITUTE

NASIRPUR, Hissar Road, AMBALA CITY- (Haryana)

A PIONEER DIAGNOSTIC CENTRE

☎ 0171-2532620, 8222896961 ✉ pkrjainhealthcare@gmail.com

NAME : Mr. RASHAM SAINI
AGE/ GENDER : 35 YRS/MALE
COLLECTED BY :
REFERRED BY :
BARCODE NO. : 12506507
CLIENT CODE. : P.K.R JAIN HEALTHCARE INSTITUTE
CLIENT ADDRESS : NASIRPUR, HISSAR ROAD, AMBALA CITY - HARYANA

PATIENT ID : 1722660
REG. NO./LAB NO. : 122501130007
REGISTRATION DATE : 13/Jan/2025 12:12 PM
COLLECTION DATE : 13/Jan/2025 12:18PM
REPORTING DATE : 13/Jan/2025 01:50PM

Test Name	Value	Unit	Biological Reference interval
-----------	-------	------	-------------------------------

CLINICAL CHEMISTRY/BIOCHEMISTRY

LIVER FUNCTION TEST (COMPLETE)

BILIRUBIN TOTAL: SERUM <i>by DIAZOTIZATION, SPECTROPHOTOMETRY</i>	0.52	mg/dL	INFANT: 0.20 - 8.00 ADULT: 0.00 - 1.20
BILIRUBIN DIRECT (CONJUGATED): SERUM <i>by DIAZO MODIFIED, SPECTROPHOTOMETRY</i>	0.21	mg/dL	0.00 - 0.40
BILIRUBIN INDIRECT (UNCONJUGATED): SERUM <i>by CALCULATED, SPECTROPHOTOMETRY</i>	0.31	mg/dL	0.10 - 1.00
SGOT/AST: SERUM <i>by IFCC, WITHOUT PYRIDOXAL PHOSPHATE</i>	27.55	U/L	7.00 - 45.00
SGPT/ALT: SERUM <i>by IFCC, WITHOUT PYRIDOXAL PHOSPHATE</i>	28.52	U/L	0.00 - 49.00
AST/ALT RATIO: SERUM <i>by CALCULATED, SPECTROPHOTOMETRY</i>	0.97	RATIO	0.00 - 46.00
ALKALINE PHOSPHATASE: SERUM <i>by PARA NITROPHENYL PHOSPHATASE BY AMINO METHYL PROPANOL</i>	85.57	U/L	40.0 - 130.0
GAMMA GLUTAMYL TRANSFERASE (GGT): SERUM <i>by SZASZ, SPECTROPHOTOMETRY</i>	33.42	U/L	0.00 - 55.0
TOTAL PROTEINS: SERUM <i>by BIURET, SPECTROPHOTOMETRY</i>	6.87	gm/dL	6.20 - 8.00
ALBUMIN: SERUM <i>by BROMOCRESOL GREEN</i>	3.91	gm/dL	3.50 - 5.50
GLOBULIN: SERUM <i>by CALCULATED, SPECTROPHOTOMETRY</i>	2.96	gm/dL	2.30 - 3.50
A : G RATIO: SERUM <i>by CALCULATED, SPECTROPHOTOMETRY</i>	1.32	RATIO	1.00 - 2.00

INTERPRETATION

NOTE:- To be correlated in individuals having SGOT and SGPT values higher than Normal Reference Range.

USE:- Differential diagnosis of diseases of hepatobiliary system and pancreas.

INCREASED:

DRUG HEPATOTOXICITY	> 2
ALCOHOLIC HEPATITIS	> 2 (Highly Suggestive)
CIRRHOSIS	1.4 - 2.0
INTRAHEPATIC CHOLESTATIS	> 1.5




DR.VINAY CHOPRA
CONSULTANT PATHOLOGIST
MBBS, MD (PATHOLOGY & MICROBIOLOGY)


DR.YUGAM CHOPRA
CONSULTANT PATHOLOGIST
MBBS, MD (PATHOLOGY)





P K R JAIN HEALTHCARE INSTITUTE

NASIRPUR, Hissar Road, AMBALA CITY- (Haryana)

A PIONEER DIAGNOSTIC CENTRE

☎ 0171-2532620, 8222896961 ✉ pkrajainhealthcare@gmail.com

NAME : Mr. RASHAM SAINI
AGE/ GENDER : 35 YRS/MALE
COLLECTED BY :
REFERRED BY :
BARCODE NO. : 12506507
CLIENT CODE. : P.K.R JAIN HEALTHCARE INSTITUTE
CLIENT ADDRESS : NASIRPUR, HISSAR ROAD, AMBALA CITY - HARYANA

PATIENT ID : 1722660
REG. NO./LAB NO. : 122501130007
REGISTRATION DATE : 13/Jan/2025 12:12 PM
COLLECTION DATE : 13/Jan/2025 12:18PM
REPORTING DATE : 13/Jan/2025 01:50PM

Test Name	Value	Unit	Biological Reference interval
HEPATOCELLULAR CARCINOMA & CHRONIC HEPATITIS			> 1.3 (Slightly Increased)

DECREASED:


1. Acute Hepatitis due to virus, drugs, toxins (with AST increased 3 to 10 times upper limit of normal)
2. Extra Hepatic cholestasis: 0.8 (normal or slightly decreased).

PROGNOSTIC SIGNIFICANCE:

NORMAL	< 0.65
GOOD PROGNOSTIC SIGN	0.3 - 0.6
POOR PROGNOSTIC SIGN	1.2 - 1.6




DR.VINAY CHOPRA
CONSULTANT PATHOLOGIST
MBBS, MD (PATHOLOGY & MICROBIOLOGY)


DR.YUGAM CHOPRA
CONSULTANT PATHOLOGIST
MBBS, MD (PATHOLOGY)





P K R JAIN HEALTHCARE INSTITUTE

NASIRPUR, Hissar Road, AMBALA CITY- (Haryana)

A PIONEER DIAGNOSTIC CENTRE

☎ 0171-2532620, 8222896961 ✉ pkrijainhealthcare@gmail.com

NAME : Mr. RASHAM SAINI
AGE/ GENDER : 35 YRS/MALE
COLLECTED BY :
REFERRED BY :
BARCODE NO. : 12506507
CLIENT CODE. : P.K.R JAIN HEALTHCARE INSTITUTE
CLIENT ADDRESS : NASIRPUR, HISSAR ROAD, AMBALA CITY - HARYANA

PATIENT ID : 1722660
REG. NO./LAB NO. : 122501130007
REGISTRATION DATE : 13/Jan/2025 12:12 PM
COLLECTION DATE : 13/Jan/2025 12:18 PM
REPORTING DATE : 13/Jan/2025 01:50 PM

Test Name	Value	Unit	Biological Reference interval
-----------	-------	------	-------------------------------

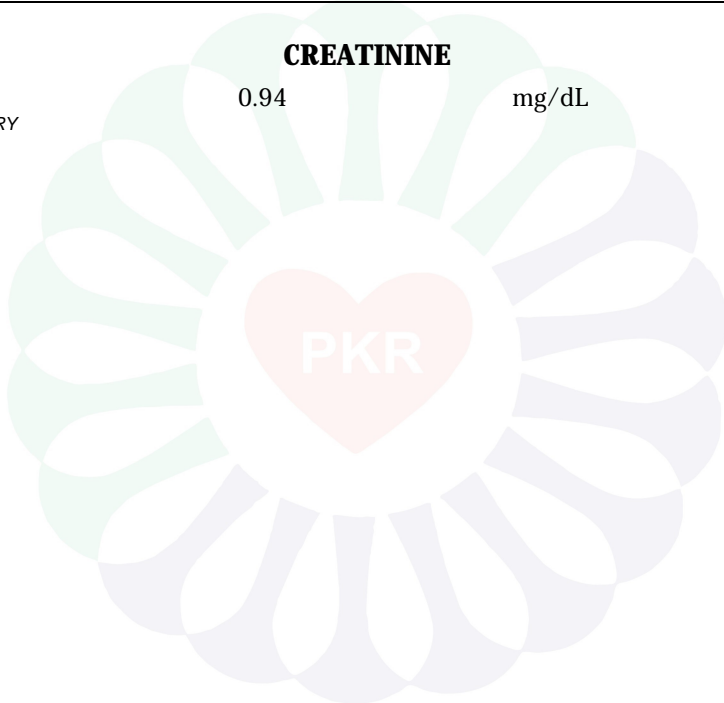
CREATININE


CREATININE: SERUM
by ENZYMATIC, SPECTROPHOTOMETRY

0.94

mg/dL

0.40 - 1.40




DR.VINAY CHOPRA
CONSULTANT PATHOLOGIST
MBBS, MD (PATHOLOGY & MICROBIOLOGY)


DR.YUGAM CHOPRA
CONSULTANT PATHOLOGIST
MBBS, MD (PATHOLOGY)





P K R JAIN HEALTHCARE INSTITUTE

NASIRPUR, Hissar Road, AMBALA CITY- (Haryana)

A PIONEER DIAGNOSTIC CENTRE

☎ 0171-2532620, 8222896961 ✉ pkrjainhealthcare@gmail.com

NAME : Mr. RASHAM SAINI
AGE/ GENDER : 35 YRS/MALE
COLLECTED BY :
REFERRED BY :
BARCODE NO. : 12506507
CLIENT CODE. : P.K.R JAIN HEALTHCARE INSTITUTE
CLIENT ADDRESS : NASIRPUR, HISSAR ROAD, AMBALA CITY - HARYANA

PATIENT ID : 1722660
REG. NO./LAB NO. : 122501130007
REGISTRATION DATE : 13/Jan/2025 12:12 PM
COLLECTION DATE : 13/Jan/2025 12:18PM
REPORTING DATE : 13/Jan/2025 01:50PM

Test Name	Value	Unit	Biological Reference interval
-----------	-------	------	-------------------------------

CLINICAL PATHOLOGY

URINE ROUTINE & MICROSCOPIC EXAMINATION

PHYSICAL EXAMINATION

QUANTITY RECEIVED	30	ml	
by DIP STICK/REFLECTANCE SPECTROPHOTOMETRY			
COLOUR	PALE YELLOW		PALE YELLOW
by DIP STICK/REFLECTANCE SPECTROPHOTOMETRY			
TRANSPARANCY	HAZY		CLEAR
by DIP STICK/REFLECTANCE SPECTROPHOTOMETRY			
SPECIFIC GRAVITY	1.02		1.002 - 1.030
by DIP STICK/REFLECTANCE SPECTROPHOTOMETRY			

CHEMICAL EXAMINATION

REACTION	ACIDIC		
by DIP STICK/REFLECTANCE SPECTROPHOTOMETRY			
PROTEIN	NEGATIVE (-ve)		NEGATIVE (-ve)
by DIP STICK/REFLECTANCE SPECTROPHOTOMETRY			
SUGAR	NEGATIVE (-ve)		NEGATIVE (-ve)
by DIP STICK/REFLECTANCE SPECTROPHOTOMETRY			
pH	5.5		5.0 - 7.5
by DIP STICK/REFLECTANCE SPECTROPHOTOMETRY			
BILIRUBIN	NEGATIVE (-ve)		NEGATIVE (-ve)
by DIP STICK/REFLECTANCE SPECTROPHOTOMETRY			
NITRITE	NEGATIVE (-ve)		NEGATIVE (-ve)
by DIP STICK/REFLECTANCE SPECTROPHOTOMETRY			
UROBILINOGEN	NOT DETECTED	EU/dL	0.2 - 1.0
by DIP STICK/REFLECTANCE SPECTROPHOTOMETRY			
KETONE BODIES	NEGATIVE (-ve)		NEGATIVE (-ve)
by DIP STICK/REFLECTANCE SPECTROPHOTOMETRY			
BLOOD	NEGATIVE (-ve)		NEGATIVE (-ve)
by DIP STICK/REFLECTANCE SPECTROPHOTOMETRY			
ASCORBIC ACID	NEGATIVE (-ve)		NEGATIVE (-ve)
by DIP STICK/REFLECTANCE SPECTROPHOTOMETRY			

MICROSCOPIC EXAMINATION

RED BLOOD CELLS (RBCs)	NEGATIVE (-ve)	/HPF	0 - 3
------------------------	----------------	------	-------




DR.VINAY CHOPRA
CONSULTANT PATHOLOGIST
MBBS, MD (PATHOLOGY & MICROBIOLOGY)


DR.YUGAM CHOPRA
CONSULTANT PATHOLOGIST
MBBS, MD (PATHOLOGY)





P K R JAIN HEALTHCARE INSTITUTE

NASIRPUR, Hissar Road, AMBALA CITY- (Haryana)

A PIONEER DIAGNOSTIC CENTRE

☎ 0171-2532620, 8222896961 ✉ pkrjainhealthcare@gmail.com


NAME : Mr. RASHAM SAINI
AGE/ GENDER : 35 YRS/MALE
COLLECTED BY :
REFERRED BY :
BARCODE NO. : 12506507
CLIENT CODE. : P.K.R JAIN HEALTHCARE INSTITUTE
CLIENT ADDRESS : NASIRPUR, HISSAR ROAD, AMBALA CITY - HARYANA

PATIENT ID : 1722660
REG. NO./LAB NO. : 122501130007
REGISTRATION DATE : 13/Jan/2025 12:12 PM
COLLECTION DATE : 13/Jan/2025 12:18PM
REPORTING DATE : 13/Jan/2025 01:50PM

Test Name	Value	Unit	Biological Reference interval
by MICROSCOPY ON CENTRIFUGED URINARY SEDIMENT			
PUS CELLS	3-4	/HPF	0 - 5
by MICROSCOPY ON CENTRIFUGED URINARY SEDIMENT			
EPITHELIAL CELLS	2-3	/HPF	ABSENT
by MICROSCOPY ON CENTRIFUGED URINARY SEDIMENT			
CRYSTALS	NEGATIVE (-ve)		NEGATIVE (-ve)
by MICROSCOPY ON CENTRIFUGED URINARY SEDIMENT			
CASTS	NEGATIVE (-ve)		NEGATIVE (-ve)
by MICROSCOPY ON CENTRIFUGED URINARY SEDIMENT			
BACTERIA	NEGATIVE (-ve)		NEGATIVE (-ve)
by MICROSCOPY ON CENTRIFUGED URINARY SEDIMENT			
OTHERS	NEGATIVE (-ve)		NEGATIVE (-ve)
by MICROSCOPY ON CENTRIFUGED URINARY SEDIMENT			
TRICHOMONAS VAGINALIS (PROTOZOA)	ABSENT		ABSENT
by MICROSCOPY ON CENTRIFUGED URINARY SEDIMENT			




DR.VINAY CHOPRA
CONSULTANT PATHOLOGIST
MBBS, MD (PATHOLOGY & MICROBIOLOGY)


DR.YUGAM CHOPRA
CONSULTANT PATHOLOGIST
MBBS, MD (PATHOLOGY)





P K R JAIN HEALTHCARE INSTITUTE

NASIRPUR, Hissar Road, AMBALA CITY- (Haryana)

A PIONEER DIAGNOSTIC CENTRE

☎ 0171-2532620, 8222896961 ✉ pkrajainhealthcare@gmail.com

NAME : Mr. RASHAM SAINI
AGE/ GENDER : 35 YRS/MALE
COLLECTED BY :
REFERRED BY :
BARCODE NO. : 12506507
CLIENT CODE. : P.K.R JAIN HEALTHCARE INSTITUTE
CLIENT ADDRESS : NASIRPUR, HISSAR ROAD, AMBALA CITY - HARYANA

PATIENT ID : 1722660
REG. NO./LAB NO. : 122501130007
REGISTRATION DATE : 13/Jan/2025 12:12 PM
COLLECTION DATE : 13/Jan/2025 12:18PM
REPORTING DATE : 15/Jan/2025 04:43PM

Test Name	Value	Unit	Biological Reference interval
-----------	-------	------	-------------------------------

SPECIAL INVESTIGATIONS

EXTRACTABLE NUCLEUR ANTIGENS (ENA)/ANTI NUCLEUR ANTIBODY (ANA) PROFILE: QUALITATIVE

U1-SnRNP/Sm by IMMUNOBLOT	NEGATIVE (-ve)	NEGATIVE: 0 BORDERLINE POSITIVE: + POSITIVE: ++ STRONG POSITIVE: +++
Sm by IMMUNOBLOT	NEGATIVE (-ve)	NEGATIVE: 0 BORDERLINE POSITIVE: + POSITIVE: ++ STRONG POSITIVE: +++
SS-A/RO 60 by IMMUNOBLOT	NEGATIVE (-ve)	NEGATIVE: 0 BORDERLINE POSITIVE: + POSITIVE: ++ STRONG POSITIVE: +++
SS-A/RO 52 by IMMUNOBLOT	NEGATIVE (-ve)	NEGATIVE: 0 BORDERLINE POSITIVE: + POSITIVE: ++ STRONG POSITIVE: +++
SS-B/LA by IMMUNOBLOT	NEGATIVE (-ve)	NEGATIVE: 0 BORDERLINE POSITIVE: + POSITIVE: ++ STRONG POSITIVE: +++
Scl-70 by IMMUNOBLOT	NEGATIVE (-ve)	NEGATIVE: 0 BORDERLINE POSITIVE: + POSITIVE: ++ STRONG POSITIVE: +++
PM-Scl by IMMUNOBLOT	NEGATIVE (-ve)	NEGATIVE: 0 BORDERLINE POSITIVE: + POSITIVE: ++ STRONG POSITIVE: +++
Jo-1 by IMMUNOBLOT	NEGATIVE (-ve)	NEGATIVE: 0 BORDERLINE POSITIVE: + POSITIVE: ++ STRONG POSITIVE: +++
CENTROMERE B by IMMUNOBLOT	NEGATIVE (-ve)	NEGATIVE: 0 BORDERLINE POSITIVE: +




DR.VINAY CHOPRA
CONSULTANT PATHOLOGIST
MBBS, MD (PATHOLOGY & MICROBIOLOGY)


DR.YUGAM CHOPRA
CONSULTANT PATHOLOGIST
MBBS, MD (PATHOLOGY)





P K R JAIN HEALTHCARE INSTITUTE

NASIRPUR, Hissar Road, AMBALA CITY- (Haryana)

A PIONEER DIAGNOSTIC CENTRE

☎ 0171-2532620, 8222896961 ✉ pkrjainhealthcare@gmail.com

NAME : Mr. RASHAM SAINI
AGE/ GENDER : 35 YRS/MALE
COLLECTED BY :
REFERRED BY :
BARCODE NO. : 12506507
CLIENT CODE. : P.K.R JAIN HEALTHCARE INSTITUTE
CLIENT ADDRESS : NASIRPUR, HISSAR ROAD, AMBALA CITY - HARYANA

PATIENT ID : 1722660
REG. NO./LAB NO. : 122501130007
REGISTRATION DATE : 13/Jan/2025 12:12 PM
COLLECTION DATE : 13/Jan/2025 12:18 PM
REPORTING DATE : 15/Jan/2025 04:43 PM

Test Name	Value	Unit	Biological Reference interval
PCNA by IMMUNOBLOT	NEGATIVE (-ve)		POSITIVE: ++ STRONG POSITIVE: +++ NEGATIVE: 0 BORDERLINE POSITIVE: + POSITIVE: ++ STRONG POSITIVE: +++
ds-DNA by IMMUNOBLOT	NEGATIVE (-ve)		NEGATIVE: 0 BORDERLINE POSITIVE: + POSITIVE: ++ STRONG POSITIVE: +++
NUCLEOSOMES by IMMUNOBLOT	BORDERLINE POSITIVE (+ve) (+)		NEGATIVE: 0 BORDERLINE POSITIVE: + POSITIVE: ++ STRONG POSITIVE: +++
HISTONES by IMMUNOBLOT	NEGATIVE (-ve)		NEGATIVE: 0 BORDERLINE POSITIVE: + POSITIVE: ++ STRONG POSITIVE: +++
RIBOSOMAL-P0-PROTEIN by IMMUNOBLOT	NEGATIVE (-ve)		
AMA-M2 by IMMUNOBLOT	NEGATIVE (-ve)		NEGATIVE: 0 BORDERLINE POSITIVE: + POSITIVE: ++ STRONG POSITIVE: +++
INTERNAL CONTROL by IMMUNOBLOT	POSITIVE (+ve)		

INTERPRETATION:

AUTO ANTIBODY	REMARKS
U1-nRNP/Sm	1.Mixed Connective Tissue disease (MCTD) - 95-100% 2.Disseminated Lupus Erythematosus - 30-40%
Sm	1.Disseminated Lupus Erythematosus
SS-A	1.Sjogren's syndrome - 40-80% 2.Disseminated Lupus Erythematosus-30-40% 3.Primary Biliary Cirrhosis - 20% 4.Chronic Active Hepatitis 5.Neonatal Erythematosus - 100%
Ro-52	1.Scleroderma




DR.VINAY CHOPRA
CONSULTANT PATHOLOGIST
MBBS, MD (PATHOLOGY & MICROBIOLOGY)


DR.YUGAM CHOPRA
CONSULTANT PATHOLOGIST
MBBS, MD (PATHOLOGY)





P K R JAIN HEALTHCARE INSTITUTE

NASIRPUR, Hissar Road, AMBALA CITY- (Haryana)

A PIONEER DIAGNOSTIC CENTRE

☎ 0171-2532620, 8222896961 ✉ pkrjainhealthcare@gmail.com


NAME : Mr. RASHAM SAINI
AGE/ GENDER : 35 YRS/MALE
COLLECTED BY :
REFERRED BY :
BARCODE NO. : 12506507
CLIENT CODE. : P.K.R JAIN HEALTHCARE INSTITUTE
CLIENT ADDRESS : NASIRPUR, HISSAR ROAD, AMBALA CITY - HARYANA

PATIENT ID : 1722660
REG. NO./LAB NO. : 122501130007
REGISTRATION DATE : 13/Jan/2025 12:12 PM
COLLECTION DATE : 13/Jan/2025 12:18PM
REPORTING DATE : 15/Jan/2025 04:43PM

Test Name	Value	Unit	Biological Reference interval
	2.Rheumatic disease 3.Myositis 4.Healthy blood donors		
SS-B/La	1.Sjogrens Syndrome – 40 – 80 % 2.Disseminated Lupus Erythematosus – 10 – 20 %		
Scl-70	1.Progressive systemic sclerosis – 25 – 75 %		
PM-Scl	1.Overlap Syndrome- 40 – 80 % 2.Progressive Systemic Sclerosis – 3 % 3.Dermatomyositis / Polymyositis – 8 %		
Jo-1	1.Polymyositis – 25 –35 %		
CENP-B	1.CREST Syndrome – 70 – 90 %		
PCNA	1.Systemic Lupus Erythematosus		
ds-DNA	1.Systemic Lupus Erythematosus – 40 – 90 %		
Nucleosomes	1.Systemic Lupus Erythematosus		
Histones	1.Drug Induced Lupus Erythmatosus – 95 % 2.Disseminated Lupus Erythmaosus – 30 – 70 % 3.Rheumatoid Arthritis – 15 – 50 %		
Rib-P Protein	1.Systemic Lupus Erythematosus 2.Sharp Syndrome		
AMA-M2	1.Primary Biliary Cirrhosis 2.Chronic Liver Disease – 30 % 3.Progressive Systemic Sclerosis – 7- 25 %		




DR.VINAY CHOPRA
CONSULTANT PATHOLOGIST
MBBS, MD (PATHOLOGY & MICROBIOLOGY)


DR.YUGAM CHOPRA
CONSULTANT PATHOLOGIST
MBBS , MD (PATHOLOGY)





P K R JAIN HEALTHCARE INSTITUTE

NASIRPUR, Hissar Road, AMBALA CITY- (Haryana)

A PIONEER DIAGNOSTIC CENTRE

☎ 0171-2532620, 8222896961 ✉ pkrjainhealthcare@gmail.com

NAME	: Mr. RASHAM SAINI	PATIENT ID	: 1722660
AGE/ GENDER	: 35 YRS/MALE	REG. NO./LAB NO.	: 122501130007
COLLECTED BY	:	REGISTRATION DATE	: 13/Jan/2025 12:12 PM
REFERRED BY	:	COLLECTION DATE	: 13/Jan/2025 12:18PM
BARCODE NO.	: 12506507	REPORTING DATE	: 15/Jan/2025 05:39PM
CLIENT CODE.	: P.K.R JAIN HEALTHCARE INSTITUTE		
CLIENT ADDRESS	: NASIRPUR, HISSAR ROAD, AMBALA CITY - HARYANA		

Test Name	Value	Unit	Biological Reference interval
-----------	-------	------	-------------------------------

MOLECULAR PATHOLOGY

HUMAN LEUKOCYTE ANTIGEN (HLA)-B27 QUALITATIVE: RT- PCR

HUMAN LEUKOCYTE ANTIGEN (HLA)-B27 PCR **POSITIVE (+ve)**
by RT-PCR (REAL TIME-POLYMERASE CHAIN REACTION)

INTERPRETATION:

- 1.HLA B-27 is a major histocompatibility complex (MHC) class I molecule. MHC class I molecules are cell surface glycoproteins that are expressed on most nucleated human cells and platelets.
- 2.HLA molecules can be divided into HLA Class I and Class II.
- 3.The presence of HLA-B27 antigen is strongly associated with ankylosing spondylitis (AS), a chronic inflammatory disease of the axial musculoskeletal system and a few other rheumatic disorders (Reiter's syndrome, acute anterior uveitis and inflammatory bowel disease).
- 4.HLA-B27 testing is routinely used to screen for AS since 90% of patients with AS have the HLA-B27 surface antigen compared to only 8% of healthy individuals.
- 5.Correlation with clinical and other hematological parameters is advised.

NOTE:

Extraction Done on US FDA Approved Fully Automated Extraction system & CE IVD Approved RT-PCR System & Kits

*** End Of Report ***




DR.VINAY CHOPRA
CONSULTANT PATHOLOGIST
MBBS, MD (PATHOLOGY & MICROBIOLOGY)


DR.YUGAM CHOPRA
CONSULTANT PATHOLOGIST
MBBS, MD (PATHOLOGY)

