



PKR JAIN HEALTHCARE INSTITUTE

NASIRPUR, Hissar Road, AMBALA CITY- (Haryana)

A PIONEER DIAGNOSTIC CENTRE

☎ 0171-2532620, 8222896961 ✉ pkrajainhealthcare@gmail.com

TEST PERFORMED AT KOS DIAGNOSTIC LAB, AMBALA CANTT.

NAME	: Mrs. AARJU	PATIENT ID	: 1743546
AGE/ GENDER	: 25 YRS/FEMALE	REG. NO./LAB NO.	: 122502030006
COLLECTED BY	:	REGISTRATION DATE	: 03/Feb/2025 08:42 AM
REFERRED BY	:	COLLECTION DATE	: 03/Feb/2025 09:06AM
BARCODE NO.	: 12506808	REPORTING DATE	: 03/Feb/2025 12:10PM
CLIENT CODE.	: P.K.R JAIN HEALTHCARE INSTITUTE		
CLIENT ADDRESS	: NASIRPUR, HISSAR ROAD, AMBALA CITY - HARYANA		

Test Name	Value	Unit	Biological Reference interval
-----------	-------	------	-------------------------------

HAEMATOLOGY COMPLETE BLOOD COUNT (CBC)

RED BLOOD CELLS (RBCS) COUNT AND INDICES

HAEMOGLOBIN (HB) <i>by CALORIMETRIC</i>	12.6	gm/dL	12.0 - 16.0
RED BLOOD CELL (RBC) COUNT <i>by HYDRO DYNAMIC FOCUSING, ELECTRICAL IMPEDEANCE</i>	4.13	Millions/cmm	3.50 - 5.00
PACKED CELL VOLUME (PCV) <i>by CALCULATED BY AUTOMATED HEMATOLOGY ANALYZER</i>	38.4	%	37.0 - 50.0
MEAN CORPUSCULAR VOLUME (MCV) <i>by CALCULATED BY AUTOMATED HEMATOLOGY ANALYZER</i>	92.8	fL	80.0 - 100.0
MEAN CORPUSCULAR HAEMOGLOBIN (MCH) <i>by CALCULATED BY AUTOMATED HEMATOLOGY ANALYZER</i>	30.5	pg	27.0 - 34.0
MEAN CORPUSCULAR HEMOGLOBIN CONC. (MCHC) <i>by CALCULATED BY AUTOMATED HEMATOLOGY ANALYZER</i>	32.9	g/dL	32.0 - 36.0
RED CELL DISTRIBUTION WIDTH (RDW-CV) <i>by CALCULATED BY AUTOMATED HEMATOLOGY ANALYZER</i>	12.6	%	11.00 - 16.00
RED CELL DISTRIBUTION WIDTH (RDW-SD) <i>by CALCULATED BY AUTOMATED HEMATOLOGY ANALYZER</i>	43.4	fL	35.0 - 56.0
MENTZERS INDEX <i>by CALCULATED</i>	22.47	RATIO	BETA THALASSEMIA TRAIT: < 13.0 IRON DEFICIENCY ANEMIA: >13.0
GREEN & KING INDEX <i>by CALCULATED</i>	28.3	RATIO	BETA THALASSEMIA TRAIT:<= 65.0 IRON DEFICIENCY ANEMIA: > 65.0


WHITE BLOOD CELLS (WBCS)


TOTAL LEUCOCYTE COUNT (TLC) <i>by FLOW CYTOMETRY BY SF CUBE & MICROSCOPY</i>	7090	/cmm	4000 - 11000
---	------	------	--------------

DIFFERENTIAL LEUCOCYTE COUNT (DLC)

NEUTROPHILS <i>by FLOW CYTOMETRY BY SF CUBE & MICROSCOPY</i>	67	%	50 - 70
LYMPHOCYTES	26	%	20 - 40




DR.VINAY CHOPRA
CONSULTANT PATHOLOGIST
MBBS, MD (PATHOLOGY & MICROBIOLOGY)


DR.YUGAM CHOPRA
CONSULTANT PATHOLOGIST
MBBS, MD (PATHOLOGY)





P K R JAIN HEALTHCARE INSTITUTE

NASIRPUR, Hissar Road, AMBALA CITY- (Haryana)

A PIONEER DIAGNOSTIC CENTRE

☎ 0171-2532620, 8222896961 ✉ pkrjainhealthcare@gmail.com

NAME	: Mrs. AARJU	PATIENT ID	: 1743546
AGE/ GENDER	: 25 YRS/FEMALE	REG. NO./LAB NO.	: 122502030006
COLLECTED BY	:	REGISTRATION DATE	: 03/Feb/2025 08:42 AM
REFERRED BY	:	COLLECTION DATE	: 03/Feb/2025 09:06AM
BARCODE NO.	: 12506808	REPORTING DATE	: 03/Feb/2025 12:10PM
CLIENT CODE.	: P.K.R JAIN HEALTHCARE INSTITUTE		
CLIENT ADDRESS	: NASIRPUR, HISSAR ROAD, AMBALA CITY - HARYANA		

Test Name	Value	Unit	Biological Reference interval
<i>by FLOW CYTOMETRY BY SF CUBE & MICROSCOPY</i>			
EOSINOPHILS	0 ^L	%	1 - 6
<i>by FLOW CYTOMETRY BY SF CUBE & MICROSCOPY</i>			
MONOCYTES	7	%	2 - 12
<i>by FLOW CYTOMETRY BY SF CUBE & MICROSCOPY</i>			
BASOPHILS	0	%	0 - 1
<i>by FLOW CYTOMETRY BY SF CUBE & MICROSCOPY</i>			
<u>ABSOLUTE LEUKOCYTES (WBC) COUNT</u>			
ABSOLUTE NEUTROPHIL COUNT	4750	/cmm	2000 - 7500
<i>by FLOW CYTOMETRY BY SF CUBE & MICROSCOPY</i>			
ABSOLUTE LYMPHOCYTE COUNT	1843 ^L	/cmm	800 - 4900
<i>by FLOW CYTOMETRY BY SF CUBE & MICROSCOPY</i>			
ABSOLUTE EOSINOPHIL COUNT	0 ^L	/cmm	40 - 440
<i>by FLOW CYTOMETRY BY SF CUBE & MICROSCOPY</i>			
ABSOLUTE MONOCYTE COUNT	496	/cmm	80 - 880
<i>by FLOW CYTOMETRY BY SF CUBE & MICROSCOPY</i>			
ABSOLUTE BASOPHIL COUNT	0	/cmm	0 - 110
<i>by FLOW CYTOMETRY BY SF CUBE & MICROSCOPY</i>			
<u>PLATELETS AND OTHER PLATELET PREDICTIVE MARKERS.</u>			
PLATELET COUNT (PLT)	215000	/cmm	150000 - 450000
<i>by HYDRO DYNAMIC FOCUSING, ELECTRICAL IMPEDENCE</i>			
PLATELETCRIT (PCT)	0.29	%	0.10 - 0.36
<i>by HYDRO DYNAMIC FOCUSING, ELECTRICAL IMPEDENCE</i>			
MEAN PLATELET VOLUME (MPV)	14 ^H	fL	6.50 - 12.0
<i>by HYDRO DYNAMIC FOCUSING, ELECTRICAL IMPEDENCE</i>			
PLATELET LARGE CELL COUNT (P-LCC)	109000 ^H	/cmm	30000 - 90000
<i>by HYDRO DYNAMIC FOCUSING, ELECTRICAL IMPEDENCE</i>			
PLATELET LARGE CELL RATIO (P-LCR)	50.9 ^H	%	11.0 - 45.0
<i>by HYDRO DYNAMIC FOCUSING, ELECTRICAL IMPEDENCE</i>			
PLATELET DISTRIBUTION WIDTH (PDW)	16.6	%	15.0 - 17.0
<i>by HYDRO DYNAMIC FOCUSING, ELECTRICAL IMPEDENCE</i>			
NOTE: TEST CONDUCTED ON EDTA WHOLE BLOOD			



DR.VINAY CHOPRA
CONSULTANT PATHOLOGIST
MBBS, MD (PATHOLOGY & MICROBIOLOGY)

DR.YUGAM CHOPRA
CONSULTANT PATHOLOGIST
MBBS, MD (PATHOLOGY)





P K R JAIN HEALTHCARE INSTITUTE

NASIRPUR, Hissar Road, AMBALA CITY- (Haryana)

A PIONEER DIAGNOSTIC CENTRE

☎ 0171-2532620, 8222896961 ✉ pkrajainhealthcare@gmail.com

TEST PERFORMED AT KOS DIAGNOSTIC LAB, AMBALA CANTT.

NAME	: Mrs. AARJU	PATIENT ID	: 1743546
AGE/ GENDER	: 25 YRS/FEMALE	REG. NO./LAB NO.	: 122502030006
COLLECTED BY	:	REGISTRATION DATE	: 03/Feb/2025 08:42 AM
REFERRED BY	:	COLLECTION DATE	: 03/Feb/2025 09:06AM
BARCODE NO.	: 12506808	REPORTING DATE	: 03/Feb/2025 12:10PM
CLIENT CODE.	: P.K.R JAIN HEALTHCARE INSTITUTE		
CLIENT ADDRESS	: NASIRPUR, HISSAR ROAD, AMBALA CITY - HARYANA		

Test Name	Value	Unit	Biological Reference interval
-----------	-------	------	-------------------------------

ERYTHROCYTE SEDIMENTATION RATE (ESR)

ERYTHROCYTE SEDIMENTATION RATE (ESR)	10	mm/1st hr	0 - 20
--------------------------------------	----	-----------	--------

by RED CELL AGGREGATION BY CAPILLARY PHOTOMETRY

INTERPRETATION:

1. ESR is a non-specific test because an elevated result often indicates the presence of inflammation associated with infection, cancer and autoimmune disease, but does not tell the health practitioner exactly where the inflammation is in the body or what is causing it.
2. An ESR can be affected by other conditions besides inflammation. For this reason, the ESR is typically used in conjunction with other test such as C-reactive protein
3. This test may also be used to monitor disease activity and response to therapy in both of the above diseases as well as some others, such as systemic lupus erythematosus

CONDITION WITH LOW ESR

A low ESR can be seen with conditions that inhibit the normal sedimentation of red blood cells, such as a high red blood cell count (polycythaemia), significantly high white blood cell count (leucocytosis) , and some protein abnormalities. Some changes in red cell shape (such as sickle cells in sickle cell anaemia) also lower the ESR.

NOTE:

1. ESR and C - reactive protein (C-RP) are both markers of inflammation.
2. Generally, ESR does not change as rapidly as does CRP, either at the start of inflammation or as it resolves.
3. **CRP is not affected by as many other factors as is ESR, making it a better marker of inflammation.**
4. If the ESR is elevated, it is typically a result of two types of proteins, globulins or fibrinogen.
5. Women tend to have a higher ESR, and menstruation and pregnancy can cause temporary elevations.
6. Drugs such as dextran, methyldopa, oral contraceptives, penicillamine procainamide, theophylline, and vitamin A can increase ESR, while aspirin, cortisone, and quinine may decrease it



DR.VINAY CHOPRA
CONSULTANT PATHOLOGIST
MBBS, MD (PATHOLOGY & MICROBIOLOGY)

DR.YUGAM CHOPRA
CONSULTANT PATHOLOGIST
MBBS , MD (PATHOLOGY)





P K R JAIN HEALTHCARE INSTITUTE

NASIRPUR, Hissar Road, AMBALA CITY- (Haryana)

A PIONEER DIAGNOSTIC CENTRE

☎ 0171-2532620, 8222896961 ✉ pkrjainhealthcare@gmail.com

TEST PERFORMED AT KOS DIAGNOSTIC LAB, AMBALA CANTT.

NAME	: Mrs. AARJU	PATIENT ID	: 1743546
AGE/ GENDER	: 25 YRS/FEMALE	REG. NO./LAB NO.	: 122502030006
COLLECTED BY	:	REGISTRATION DATE	: 03/Feb/2025 08:42 AM
REFERRED BY	:	COLLECTION DATE	: 03/Feb/2025 09:06AM
BARCODE NO.	: 12506808	REPORTING DATE	: 03/Feb/2025 12:10PM
CLIENT CODE.	: P.K.R JAIN HEALTHCARE INSTITUTE		
CLIENT ADDRESS	: NASIRPUR, HISSAR ROAD, AMBALA CITY - HARYANA		

Test Name	Value	Unit	Biological Reference interval
-----------	-------	------	-------------------------------

CLINICAL CHEMISTRY/BIOCHEMISTRY

GLUCOSE RANDOM (R)

GLUCOSE RANDOM (R): PLASMA by GLUCOSE OXIDASE - PEROXIDASE (GOD-POD)	81.2	mg/dL	NORMAL: < 140.00 PREDIABETIC: 140.0 - 200.0 DIABETIC: > OR = 200.0
---	------	-------	--

INTERPRETATION

IN ACCORDANCE WITH AMERICAN DIABETES ASSOCIATION GUIDELINES:

1. A random plasma glucose level below 140 mg/dl is considered normal.
2. A random glucose level between 140 - 200 mg/dl is considered as glucose intolerant or prediabetic. A fasting and post-prandial blood test (after consumption of 75 gms of glucose) is recommended for all such patients.
3. A random glucose level of above 200 mg/dl is highly suggestive of diabetic state. A repeat post-prandial is strongly recommended for all such patients. A fasting plasma glucose level in excess of 125 mg/dl on both occasions is confirmatory for diabetic state.



DR.VINAY CHOPRA
CONSULTANT PATHOLOGIST
MBBS, MD (PATHOLOGY & MICROBIOLOGY)

DR.YUGAM CHOPRA
CONSULTANT PATHOLOGIST
MBBS, MD (PATHOLOGY)





P K R JAIN HEALTHCARE INSTITUTE

NASIRPUR, Hissar Road, AMBALA CITY- (Haryana)

A PIONEER DIAGNOSTIC CENTRE

☎ 0171-2532620, 8222896961 ✉ pkrjainhealthcare@gmail.com

TEST PERFORMED AT KOS DIAGNOSTIC LAB, AMBALA CANTT.

NAME	: Mrs. AARJU	PATIENT ID	: 1743546
AGE/ GENDER	: 25 YRS/FEMALE	REG. NO./LAB NO.	: 122502030006
COLLECTED BY	:	REGISTRATION DATE	: 03/Feb/2025 08:42 AM
REFERRED BY	:	COLLECTION DATE	: 03/Feb/2025 09:06AM
BARCODE NO.	: 12506808	REPORTING DATE	: 03/Feb/2025 12:10PM
CLIENT CODE.	: P.K.R JAIN HEALTHCARE INSTITUTE		
CLIENT ADDRESS	: NASIRPUR, HISSAR ROAD, AMBALA CITY - HARYANA		

Test Name	Value	Unit	Biological Reference interval
-----------	-------	------	-------------------------------

LIVER FUNCTION TEST (COMPLETE)

BILIRUBIN TOTAL: SERUM <i>by DIAZOTIZATION, SPECTROPHOTOMETRY</i>	0.45	mg/dL	INFANT: 0.20 - 8.00 ADULT: 0.00 - 1.20
BILIRUBIN DIRECT (CONJUGATED): SERUM <i>by DIAZO MODIFIED, SPECTROPHOTOMETRY</i>	0.18	mg/dL	0.00 - 0.40
BILIRUBIN INDIRECT (UNCONJUGATED): SERUM <i>by CALCULATED, SPECTROPHOTOMETRY</i>	0.27	mg/dL	0.10 - 1.00
SGOT/AST: SERUM <i>by IFCC, WITHOUT PYRIDOXAL PHOSPHATE</i>	21.47	U/L	7.00 - 45.00
SGPT/ALT: SERUM <i>by IFCC, WITHOUT PYRIDOXAL PHOSPHATE</i>	18.24	U/L	0.00 - 49.00
AST/ALT RATIO: SERUM <i>by CALCULATED, SPECTROPHOTOMETRY</i>	1.18	RATIO	0.00 - 46.00
ALKALINE PHOSPHATASE: SERUM <i>by PARA NITROPHENYL PHOSPHATASE BY AMINO METHYL PROPANOL</i>	100.33	U/L	40.0 - 130.0
GAMMA GLUTAMYL TRANSFERASE (GGT): SERUM <i>by SZASZ, SPECTROPHOTOMETRY</i>	14.99	U/L	0.00 - 55.0
TOTAL PROTEINS: SERUM <i>by BIURET, SPECTROPHOTOMETRY</i>	6.46	gm/dL	6.20 - 8.00
ALBUMIN: SERUM <i>by BROMOCRESOL GREEN</i>	4.41	gm/dL	3.50 - 5.50
GLOBULIN: SERUM <i>by CALCULATED, SPECTROPHOTOMETRY</i>	2.05^L	gm/dL	2.30 - 3.50
A : G RATIO: SERUM <i>by CALCULATED, SPECTROPHOTOMETRY</i>	2.15^H	RATIO	1.00 - 2.00

INTERPRETATION

NOTE:- To be correlated in individuals having SGOT and SGPT values higher than Normal Reference Range.

USE:- Differential diagnosis of diseases of hepatobiliary system and pancreas.

INCREASED:

DRUG HEPATOTOXICITY	> 2
ALCOHOLIC HEPATITIS	> 2 (Highly Suggestive)
CIRRHOSIS	1.4 - 2.0
INTRAHEPATIC CHOLESTASIS	> 1.5
HEPATOCELLULAR CARCINOMA & CHRONIC HEPATITIS	> 1.3 (Slightly Increased)



DR.VINAY CHOPRA
CONSULTANT PATHOLOGIST
MBBS, MD (PATHOLOGY & MICROBIOLOGY)

DR.YUGAM CHOPRA
CONSULTANT PATHOLOGIST
MBBS, MD (PATHOLOGY)





P K R JAIN HEALTHCARE INSTITUTE

NASIRPUR, Hissar Road, AMBALA CITY- (Haryana)

A PIONEER DIAGNOSTIC CENTRE

☎ 0171-2532620, 8222896961 ✉ pkrjainhealthcare@gmail.com

NAME	: Mrs. AARJU	PATIENT ID	: 1743546
AGE/ GENDER	: 25 YRS/FEMALE	REG. NO./LAB NO.	: 122502030006
COLLECTED BY	:	REGISTRATION DATE	: 03/Feb/2025 08:42 AM
REFERRED BY	:	COLLECTION DATE	: 03/Feb/2025 09:06AM
BARCODE NO.	: 12506808	REPORTING DATE	: 03/Feb/2025 12:10PM
CLIENT CODE.	: P.K.R JAIN HEALTHCARE INSTITUTE		
CLIENT ADDRESS	: NASIRPUR, HISSAR ROAD, AMBALA CITY - HARYANA		

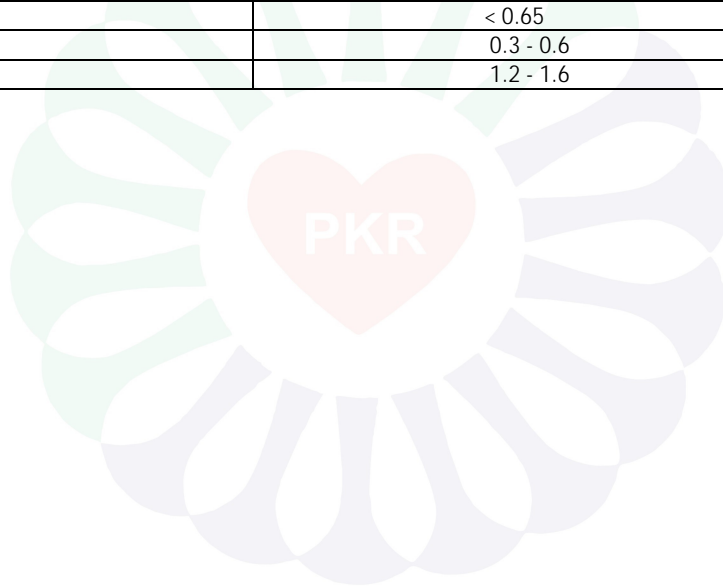
Test Name	Value	Unit	Biological Reference interval
-----------	-------	------	-------------------------------

DECREASED:

1. Acute Hepatitis due to virus, drugs, toxins (with AST increased 3 to 10 times upper limit of normal)
2. Extra Hepatic cholestasis: 0.8 (normal or slightly decreased).

PROGNOSTIC SIGNIFICANCE:

NORMAL	< 0.65
GOOD PROGNOSTIC SIGN	0.3 - 0.6
POOR PROGNOSTIC SIGN	1.2 - 1.6



DR.VINAY CHOPRA
CONSULTANT PATHOLOGIST
MBBS, MD (PATHOLOGY & MICROBIOLOGY)

DR.YUGAM CHOPRA
CONSULTANT PATHOLOGIST
MBBS , MD (PATHOLOGY)





P K R JAIN HEALTHCARE INSTITUTE

NASIRPUR, Hissar Road, AMBALA CITY- (Haryana)

A PIONEER DIAGNOSTIC CENTRE

☎ 0171-2532620, 8222896961 ✉ pkrjainhealthcare@gmail.com


TEST PERFORMED AT KOS DIAGNOSTIC LAB, AMBALA CANTT.

NAME	: Mrs. AARJU	PATIENT ID	: 1743546
AGE/ GENDER	: 25 YRS/FEMALE	REG. NO./LAB NO.	: 122502030006
COLLECTED BY	:	REGISTRATION DATE	: 03/Feb/2025 08:42 AM
REFERRED BY	:	COLLECTION DATE	: 03/Feb/2025 09:06AM
BARCODE NO.	: 12506808	REPORTING DATE	: 03/Feb/2025 04:54PM
CLIENT CODE.	: P.K.R JAIN HEALTHCARE INSTITUTE		
CLIENT ADDRESS	: NASIRPUR, HISSAR ROAD, AMBALA CITY - HARYANA		

Test Name	Value	Unit	Biological Reference interval
-----------	-------	------	-------------------------------

CREATININE

CREATININE: SERUM by ENZYMATIC, SPECTROPHOTOMETRY	0.89	mg/dL	0.40 - 1.20
--	------	-------	-------------



DR.VINAY CHOPRA
CONSULTANT PATHOLOGIST
MBBS, MD (PATHOLOGY & MICROBIOLOGY)

DR.YUGAM CHOPRA
CONSULTANT PATHOLOGIST
MBBS , MD (PATHOLOGY)





P K R JAIN HEALTHCARE INSTITUTE

NASIRPUR, Hissar Road, AMBALA CITY- (Haryana)

A PIONEER DIAGNOSTIC CENTRE

☎ 0171-2532620, 8222896961 ✉ pkrjainhealthcare@gmail.com

TEST PERFORMED AT KOS DIAGNOSTIC LAB, AMBALA CANTT.

NAME	: Mrs. AARJU	PATIENT ID	: 1743546
AGE/ GENDER	: 25 YRS/FEMALE	REG. NO./LAB NO.	: 122502030006
COLLECTED BY	:	REGISTRATION DATE	: 03/Feb/2025 08:42 AM
REFERRED BY	:	COLLECTION DATE	: 03/Feb/2025 09:06AM
BARCODE NO.	: 12506808	REPORTING DATE	: 03/Feb/2025 04:54PM
CLIENT CODE.	: P.K.R JAIN HEALTHCARE INSTITUTE		
CLIENT ADDRESS	: NASIRPUR, HISSAR ROAD, AMBALA CITY - HARYANA		

Test Name	Value	Unit	Biological Reference interval
-----------	-------	------	-------------------------------

IMMUNOPATHOLOGY/SEROLOGY

C-REACTIVE PROTEIN (CRP)

C-REACTIVE PROTEIN (CRP) QUANTITATIVE: 1.07 mg/L 0.0 - 6.0
 SERUM
 by NEPHLOMETRY

INTERPRETATION:

1. C-reactive protein (CRP) is one of the most sensitive acute-phase reactants for inflammation.
2. CRP levels can increase dramatically (100-fold or more) after severe trauma, bacterial infection, inflammation, surgery, or neoplastic proliferation.
3. CRP levels (Quantitative) has been used to assess activity of inflammatory disease, to detect infections after surgery, to detect transplant rejection, and to monitor these inflammatory processes.
4. As compared to ESR, CRP shows an earlier rise in inflammatory disorders which begins in 4-6 hrs, the intensity of the rise being higher than ESR and the recovery being earlier than ESR. Unlike ESR, CRP levels are not influenced by hematologic conditions like Anemia, Polycythemia etc.,
5. Elevated values are consistent with an acute inflammatory process.

NOTE:

1. Elevated C-reactive protein (CRP) values are nonspecific and should not be interpreted without a complete clinical history.
2. Oral contraceptives may increase CRP levels.



DR.VINAY CHOPRA
CONSULTANT PATHOLOGIST
MBBS, MD (PATHOLOGY & MICROBIOLOGY)

DR.YUGAM CHOPRA
CONSULTANT PATHOLOGIST
MBBS, MD (PATHOLOGY)





P K R JAIN HEALTHCARE INSTITUTE

NASIRPUR, Hissar Road, AMBALA CITY- (Haryana)

A PIONEER DIAGNOSTIC CENTRE

☎ 0171-2532620, 8222896961 ✉ pkrjainhealthcare@gmail.com

TEST PERFORMED AT KOS DIAGNOSTIC LAB, AMBALA CANTT.

NAME	: Mrs. AARJU	PATIENT ID	: 1743546
AGE/ GENDER	: 25 YRS/FEMALE	REG. NO./LAB NO.	: 122502030006
COLLECTED BY	:	REGISTRATION DATE	: 03/Feb/2025 08:42 AM
REFERRED BY	:	COLLECTION DATE	: 03/Feb/2025 09:06AM
BARCODE NO.	: 12506808	REPORTING DATE	: 03/Feb/2025 01:35PM
CLIENT CODE.	: P.K.R JAIN HEALTHCARE INSTITUTE		
CLIENT ADDRESS	: NASIRPUR, HISSAR ROAD, AMBALA CITY - HARYANA		

Test Name	Value	Unit	Biological Reference interval
-----------	-------	------	-------------------------------

CLINICAL PATHOLOGY

URINE ROUTINE & MICROSCOPIC EXAMINATION

PHYSICAL EXAMINATION

QUANTITY RECEIVED	25	ml	
<i>by DIP STICK/REFLECTANCE SPECTROPHOTOMETRY</i>			
COLOUR	PALE YELLOW		PALE YELLOW
<i>by DIP STICK/REFLECTANCE SPECTROPHOTOMETRY</i>			
TRANSPARANCY	HAZY		CLEAR
<i>by DIP STICK/REFLECTANCE SPECTROPHOTOMETRY</i>			
SPECIFIC GRAVITY	1.02		1.002 - 1.030
<i>by DIP STICK/REFLECTANCE SPECTROPHOTOMETRY</i>			

CHEMICAL EXAMINATION

REACTION	ACIDIC		
<i>by DIP STICK/REFLECTANCE SPECTROPHOTOMETRY</i>			
PROTEIN	NEGATIVE (-ve)		NEGATIVE (-ve)
<i>by DIP STICK/REFLECTANCE SPECTROPHOTOMETRY</i>			
SUGAR	NEGATIVE (-ve)		NEGATIVE (-ve)
<i>by DIP STICK/REFLECTANCE SPECTROPHOTOMETRY</i>			
pH	6		5.0 - 7.5
<i>by DIP STICK/REFLECTANCE SPECTROPHOTOMETRY</i>			
BILIRUBIN	NEGATIVE (-ve)		NEGATIVE (-ve)
<i>by DIP STICK/REFLECTANCE SPECTROPHOTOMETRY</i>			
NITRITE	NEGATIVE (-ve)		NEGATIVE (-ve)
<i>by DIP STICK/REFLECTANCE SPECTROPHOTOMETRY</i>			
UROBILINOGEN	NOT DETECTED	EU/dL	0.2 - 1.0
<i>by DIP STICK/REFLECTANCE SPECTROPHOTOMETRY</i>			
KETONE BODIES	NEGATIVE (-ve)		NEGATIVE (-ve)
<i>by DIP STICK/REFLECTANCE SPECTROPHOTOMETRY</i>			
BLOOD	NEGATIVE (-ve)		NEGATIVE (-ve)
<i>by DIP STICK/REFLECTANCE SPECTROPHOTOMETRY</i>			
ASCORBIC ACID	NEGATIVE (-ve)		NEGATIVE (-ve)
<i>by DIP STICK/REFLECTANCE SPECTROPHOTOMETRY</i>			

MICROSCOPIC EXAMINATION

RED BLOOD CELLS (RBCs)	NEGATIVE (-ve)	/HPF	0 - 3
------------------------	----------------	------	-------



DR.VINAY CHOPRA
CONSULTANT PATHOLOGIST
MBBS, MD (PATHOLOGY & MICROBIOLOGY)

DR.YUGAM CHOPRA
CONSULTANT PATHOLOGIST
MBBS, MD (PATHOLOGY)





P K R JAIN HEALTHCARE INSTITUTE

NASIRPUR, Hissar Road, AMBALA CITY- (Haryana)

A PIONEER DIAGNOSTIC CENTRE

☎ 0171-2532620, 8222896961 ✉ pkrjainhealthcare@gmail.com

NAME	: Mrs. AARJU	PATIENT ID	: 1743546
AGE/ GENDER	: 25 YRS/FEMALE	REG. NO./LAB NO.	: 122502030006
COLLECTED BY	:	REGISTRATION DATE	: 03/Feb/2025 08:42 AM
REFERRED BY	:	COLLECTION DATE	: 03/Feb/2025 09:06AM
BARCODE NO.	: 12506808	REPORTING DATE	: 03/Feb/2025 01:35PM
CLIENT CODE.	: P.K.R JAIN HEALTHCARE INSTITUTE		
CLIENT ADDRESS	: NASIRPUR, HISSAR ROAD, AMBALA CITY - HARYANA		

Test Name	Value	Unit	Biological Reference interval
<i>by MICROSCOPY ON CENTRIFUGED URINARY SEDIMENT</i>			
PUS CELLS	5-6	/HPF	0 - 5
<i>by MICROSCOPY ON CENTRIFUGED URINARY SEDIMENT</i>			
EPITHELIAL CELLS	7-8	/HPF	ABSENT
<i>by MICROSCOPY ON CENTRIFUGED URINARY SEDIMENT</i>			
CRYSTALS	NEGATIVE (-ve)		NEGATIVE (-ve)
<i>by MICROSCOPY ON CENTRIFUGED URINARY SEDIMENT</i>			
CASTS	NEGATIVE (-ve)		NEGATIVE (-ve)
<i>by MICROSCOPY ON CENTRIFUGED URINARY SEDIMENT</i>			
BACTERIA	POSITIVE (+ve)		NEGATIVE (-ve)
<i>by MICROSCOPY ON CENTRIFUGED URINARY SEDIMENT</i>			
OTHERS	NEGATIVE (-ve)		NEGATIVE (-ve)
<i>by MICROSCOPY ON CENTRIFUGED URINARY SEDIMENT</i>			
TRICHOMONAS VAGINALIS (PROTOZOA)	ABSENT		ABSENT
<i>by MICROSCOPY ON CENTRIFUGED URINARY SEDIMENT</i>			

*** End Of Report ***



DR.VINAY CHOPRA
CONSULTANT PATHOLOGIST
MBBS, MD (PATHOLOGY & MICROBIOLOGY)

DR.YUGAM CHOPRA
CONSULTANT PATHOLOGIST
MBBS , MD (PATHOLOGY)

