



P K R JAIN HEALTHCARE INSTITUTE

NASIRPUR, Hissar Road, AMBALA CITY- (Haryana)

A PIONEER DIAGNOSTIC CENTRE

☎ 0171-2532620, 8222896961 ✉ pkrajainhealthcare@gmail.com

NAME	: Master. GURNOOR	PATIENT ID	: 1766065
AGE/ GENDER	: 4 YRS/MALE	REG. NO./LAB NO.	: 122502220015
COLLECTED BY	:	REGISTRATION DATE	: 22/Feb/2025 10:51 AM
REFERRED BY	:	COLLECTION DATE	: 22/Feb/2025 11:17AM
BARCODE NO.	: 12507172	REPORTING DATE	: 22/Feb/2025 12:29PM
CLIENT CODE.	: P.K.R JAIN HEALTHCARE INSTITUTE		
CLIENT ADDRESS	: NASIRPUR, HISSAR ROAD, AMBALA CITY - HARYANA		

Test Name	Value	Unit	Biological Reference interval
-----------	-------	------	-------------------------------

HAEMATOLOGY COMPLETE BLOOD COUNT (CBC)

RED BLOOD CELLS (RBCS) COUNT AND INDICES

HAEMOGLOBIN (HB) <i>by CALORIMETRIC</i>	12.1	gm/dL	12.0 - 16.0
RED BLOOD CELL (RBC) COUNT <i>by HYDRO DYNAMIC FOCUSING, ELECTRICAL IMPEDENCE</i>	4.36	Millions/cmm	3.50 - 5.50
PACKED CELL VOLUME (PCV) <i>by CALCULATED BY AUTOMATED HEMATOLOGY ANALYZER</i>	35.2	%	35.0 - 49.0
MEAN CORPUSCULAR VOLUME (MCV) <i>by CALCULATED BY AUTOMATED HEMATOLOGY ANALYZER</i>	80.7	fL	80.0 - 100.0
MEAN CORPUSCULAR HAEMOGLOBIN (MCH) <i>by CALCULATED BY AUTOMATED HEMATOLOGY ANALYZER</i>	27.8	pg	27.0 - 34.0
MEAN CORPUSCULAR HEMOGLOBIN CONC. (MCHC) <i>by CALCULATED BY AUTOMATED HEMATOLOGY ANALYZER</i>	34.5	g/dL	32.0 - 36.0
RED CELL DISTRIBUTION WIDTH (RDW-CV) <i>by CALCULATED BY AUTOMATED HEMATOLOGY ANALYZER</i>	13.2	%	11.00 - 16.00
RED CELL DISTRIBUTION WIDTH (RDW-SD) <i>by CALCULATED BY AUTOMATED HEMATOLOGY ANALYZER</i>	40.3	fL	35.0 - 56.0
MENTZERS INDEX <i>by CALCULATED</i>	18.51	RATIO	BETA THALASSEMIA TRAIT: < 13.0 IRON DEFICIENCY ANEMIA: >13.0
GREEN & KING INDEX <i>by CALCULATED</i>	24.47	RATIO	BETA THALASSEMIA TRAIT:<= 65.0 IRON DEFICIENCY ANEMIA: > 65.0

WHITE BLOOD CELLS (WBCS)

TOTAL LEUCOCYTE COUNT (TLC) <i>by FLOW CYTOMETRY BY SF CUBE & MICROSCOPY</i>	10980	/cmm	5000 - 15000
---	-------	------	--------------

DIFFERENTIAL LEUCOCYTE COUNT (DLC)

NEUTROPHILS <i>by FLOW CYTOMETRY BY SF CUBE & MICROSCOPY</i>	61	%	50 - 70
LYMPHOCYTES	33	%	20 - 45




DR.VINAY CHOPRA
CONSULTANT PATHOLOGIST
MBBS, MD (PATHOLOGY & MICROBIOLOGY)


DR.YUGAM CHOPRA
CONSULTANT PATHOLOGIST
MBBS, MD (PATHOLOGY)





P K R JAIN HEALTHCARE INSTITUTE

NASIRPUR, Hissar Road, AMBALA CITY- (Haryana)

A PIONEER DIAGNOSTIC CENTRE

☎ 0171-2532620, 8222896961 ✉ pkrajainhealthcare@gmail.com

NAME : Master. GURNOOR
AGE/ GENDER : 4 YRS/MALE **PATIENT ID** : 1766065
COLLECTED BY : **REG. NO./LAB NO.** : 122502220015
REFERRED BY : **REGISTRATION DATE** : 22/Feb/2025 10:51 AM
BARCODE NO. : 12507172 **COLLECTION DATE** : 22/Feb/2025 11:17AM
CLIENT CODE. : P.K.R JAIN HEALTHCARE INSTITUTE **REPORTING DATE** : 22/Feb/2025 12:29PM
CLIENT ADDRESS : NASIRPUR, HISSAR ROAD, AMBALA CITY - HARYANA

Test Name	Value	Unit	Biological Reference interval
by FLOW CYTOMETRY BY SF CUBE & MICROSCOPY			
EOSINOPHILS	0 ^L	%	1 - 6
by FLOW CYTOMETRY BY SF CUBE & MICROSCOPY			
MONOCYTES	6	%	3 - 12
by FLOW CYTOMETRY BY SF CUBE & MICROSCOPY			
BASOPHILS	0	%	0 - 1
by FLOW CYTOMETRY BY SF CUBE & MICROSCOPY			
<u>ABSOLUTE LEUKOCYTES (WBC) COUNT</u>			
ABSOLUTE NEUTROPHIL COUNT	6698	/cmm	2000 - 7500
by FLOW CYTOMETRY BY SF CUBE & MICROSCOPY			
ABSOLUTE LYMPHOCYTE COUNT	3623 ^L	/cmm	800 - 4900
by FLOW CYTOMETRY BY SF CUBE & MICROSCOPY			
ABSOLUTE EOSINOPHIL COUNT	0 ^L	/cmm	40 - 440
by FLOW CYTOMETRY BY SF CUBE & MICROSCOPY			
ABSOLUTE MONOCYTE COUNT	659	/cmm	80 - 880
by FLOW CYTOMETRY BY SF CUBE & MICROSCOPY			
ABSOLUTE BASOPHIL COUNT	0	/cmm	0 - 110
by FLOW CYTOMETRY BY SF CUBE & MICROSCOPY			
<u>PLATELETS AND OTHER PLATELET PREDICTIVE MARKERS.</u>			
PLATELET COUNT (PLT)	516000 ^H	/cmm	150000 - 450000
by HYDRO DYNAMIC FOCUSING, ELECTRICAL IMPEDENCE			
PLATELETCRIT (PCT)	0.46 ^H	%	0.10 - 0.36
by HYDRO DYNAMIC FOCUSING, ELECTRICAL IMPEDENCE			
MEAN PLATELET VOLUME (MPV)	9	fL	6.50 - 12.0
by HYDRO DYNAMIC FOCUSING, ELECTRICAL IMPEDENCE			
PLATELET LARGE CELL COUNT (P-LCC)	99000 ^H	/cmm	30000 - 90000
by HYDRO DYNAMIC FOCUSING, ELECTRICAL IMPEDENCE			
PLATELET LARGE CELL RATIO (P-LCR)	19.2	%	11.0 - 45.0
by HYDRO DYNAMIC FOCUSING, ELECTRICAL IMPEDENCE			
PLATELET DISTRIBUTION WIDTH (PDW)	15.6	%	15.0 - 17.0
by HYDRO DYNAMIC FOCUSING, ELECTRICAL IMPEDENCE			
NOTE: TEST CONDUCTED ON EDTA WHOLE BLOOD			




DR.VINAY CHOPRA
CONSULTANT PATHOLOGIST
MBBS, MD (PATHOLOGY & MICROBIOLOGY)


DR.YUGAM CHOPRA
CONSULTANT PATHOLOGIST
MBBS, MD (PATHOLOGY)





P K R JAIN HEALTHCARE INSTITUTE

NASIRPUR, Hissar Road, AMBALA CITY- (Haryana)

A PIONEER DIAGNOSTIC CENTRE

☎ 0171-2532620, 8222896961 ✉ pkrjainhealthcare@gmail.com

TEST PERFORMED AT KOS DIAGNOSTIC LAB, AMBALA CANTT.

NAME	: Master. GURNOOR	PATIENT ID	: 1766065
AGE/ GENDER	: 4 YRS/MALE	REG. NO./LAB NO.	: 122502220015
COLLECTED BY	:	REGISTRATION DATE	: 22/Feb/2025 10:51 AM
REFERRED BY	:	COLLECTION DATE	: 22/Feb/2025 11:17AM
BARCODE NO.	: 12507172	REPORTING DATE	: 22/Feb/2025 01:54PM
CLIENT CODE.	: P.K.R JAIN HEALTHCARE INSTITUTE		
CLIENT ADDRESS	: NASIRPUR, HISSAR ROAD, AMBALA CITY - HARYANA		

Test Name	Value	Unit	Biological Reference interval
-----------	-------	------	-------------------------------

CLINICAL PATHOLOGY

URINE ROUTINE & MICROSCOPIC EXAMINATION

PHYSICAL EXAMINATION

QUANTITY RECEIVED	10	ml	
<i>by DIP STICK/REFLECTANCE SPECTROPHOTOMETRY</i>			
COLOUR	PALE YELLOW		PALE YELLOW
<i>by DIP STICK/REFLECTANCE SPECTROPHOTOMETRY</i>			
TRANSPARANCY	CLEAR		CLEAR
<i>by DIP STICK/REFLECTANCE SPECTROPHOTOMETRY</i>			
SPECIFIC GRAVITY	1.01		1.002 - 1.030
<i>by DIP STICK/REFLECTANCE SPECTROPHOTOMETRY</i>			

CHEMICAL EXAMINATION


REACTION	ALKALINE		
<i>by DIP STICK/REFLECTANCE SPECTROPHOTOMETRY</i>			
PROTEIN	1+		NEGATIVE (-ve)
<i>by DIP STICK/REFLECTANCE SPECTROPHOTOMETRY</i>			
SUGAR	Negative		NEGATIVE (-ve)
<i>by DIP STICK/REFLECTANCE SPECTROPHOTOMETRY</i>			
pH	7.5 ^H		5.0 - 7.5
<i>by DIP STICK/REFLECTANCE SPECTROPHOTOMETRY</i>			
BILIRUBIN	Negative		NEGATIVE (-ve)
<i>by DIP STICK/REFLECTANCE SPECTROPHOTOMETRY</i>			
NITRITE	Negative		NEGATIVE (-ve)
<i>by DIP STICK/REFLECTANCE SPECTROPHOTOMETRY</i>			
UROBILINOGEN	Normal	EU/dL	0.2 - 1.0
<i>by DIP STICK/REFLECTANCE SPECTROPHOTOMETRY</i>			
KETONE BODIES	Negative		NEGATIVE (-ve)
<i>by DIP STICK/REFLECTANCE SPECTROPHOTOMETRY</i>			
BLOOD	Negative		NEGATIVE (-ve)
<i>by DIP STICK/REFLECTANCE SPECTROPHOTOMETRY</i>			
ASCORBIC ACID	NEGATIVE (-ve)		NEGATIVE (-ve)
<i>by DIP STICK/REFLECTANCE SPECTROPHOTOMETRY</i>			

MICROSCOPIC EXAMINATION

RED BLOOD CELLS (RBCs)	NEGATIVE (-ve)	/HPF	0 - 3
<i>by MICROSCOPY ON CENTRIFUGED URINARY SEDIMENT</i>			




DR.VINAY CHOPRA
CONSULTANT PATHOLOGIST
MBBS, MD (PATHOLOGY & MICROBIOLOGY)


DR.YUGAM CHOPRA
CONSULTANT PATHOLOGIST
MBBS, MD (PATHOLOGY)





P K R JAIN HEALTHCARE INSTITUTE

NASIRPUR, Hissar Road, AMBALA CITY- (Haryana)

A PIONEER DIAGNOSTIC CENTRE

☎ 0171-2532620, 8222896961 ✉ pkrjainhealthcare@gmail.com

NAME : Master. GURNOOR
AGE/ GENDER : 4 YRS/MALE **PATIENT ID** : 1766065
COLLECTED BY : **REG. NO./LAB NO.** : 122502220015
REFERRED BY : **REGISTRATION DATE** : 22/Feb/2025 10:51 AM
BARCODE NO. : 12507172 **COLLECTION DATE** : 22/Feb/2025 11:17AM
CLIENT CODE. : P.K.R JAIN HEALTHCARE INSTITUTE **REPORTING DATE** : 22/Feb/2025 01:54PM
CLIENT ADDRESS : NASIRPUR, HISSAR ROAD, AMBALA CITY - HARYANA

Test Name	Value	Unit	Biological Reference interval
PUS CELLS by MICROSCOPY ON CENTRIFUGED URINARY SEDIMENT	2-3	/HPF	0 - 5
EPITHELIAL CELLS by MICROSCOPY ON CENTRIFUGED URINARY SEDIMENT	1-2	/HPF	ABSENT
CRYSTALS by MICROSCOPY ON CENTRIFUGED URINARY SEDIMENT	NEGATIVE (-ve)		NEGATIVE (-ve)
CASTS by MICROSCOPY ON CENTRIFUGED URINARY SEDIMENT	NEGATIVE (-ve)		NEGATIVE (-ve)
BACTERIA by MICROSCOPY ON CENTRIFUGED URINARY SEDIMENT	NEGATIVE (-ve)		NEGATIVE (-ve)
OTHERS by MICROSCOPY ON CENTRIFUGED URINARY SEDIMENT	NEGATIVE (-ve)		NEGATIVE (-ve)
TRICHOMONAS VAGINALIS (PROTOZOA) by MICROSCOPY ON CENTRIFUGED URINARY SEDIMENT	ABSENT		ABSENT




DR.VINAY CHOPRA
CONSULTANT PATHOLOGIST
MBBS, MD (PATHOLOGY & MICROBIOLOGY)


DR.YUGAM CHOPRA
CONSULTANT PATHOLOGIST
MBBS, MD (PATHOLOGY)





P K R JAIN HEALTHCARE INSTITUTE

NASIRPUR, Hissar Road, AMBALA CITY- (Haryana)

A PIONEER DIAGNOSTIC CENTRE

☎ 0171-2532620, 8222896961 ✉ pkrajainhealthcare@gmail.com

NAME	: Master. GURNOOR	PATIENT ID	: 1766065
AGE/ GENDER	: 4 YRS/MALE	REG. NO./LAB NO.	: 122502220015
COLLECTED BY	:	REGISTRATION DATE	: 22/Feb/2025 10:51 AM
REFERRED BY	:	COLLECTION DATE	: 22/Feb/2025 11:17AM
BARCODE NO.	: 12507172	REPORTING DATE	: 22/Feb/2025 04:58PM
CLIENT CODE.	: P.K.R JAIN HEALTHCARE INSTITUTE		
CLIENT ADDRESS	: NASIRPUR, HISSAR ROAD, AMBALA CITY - HARYANA		

Test Name	Value	Unit	Biological Reference interval
-----------	-------	------	-------------------------------

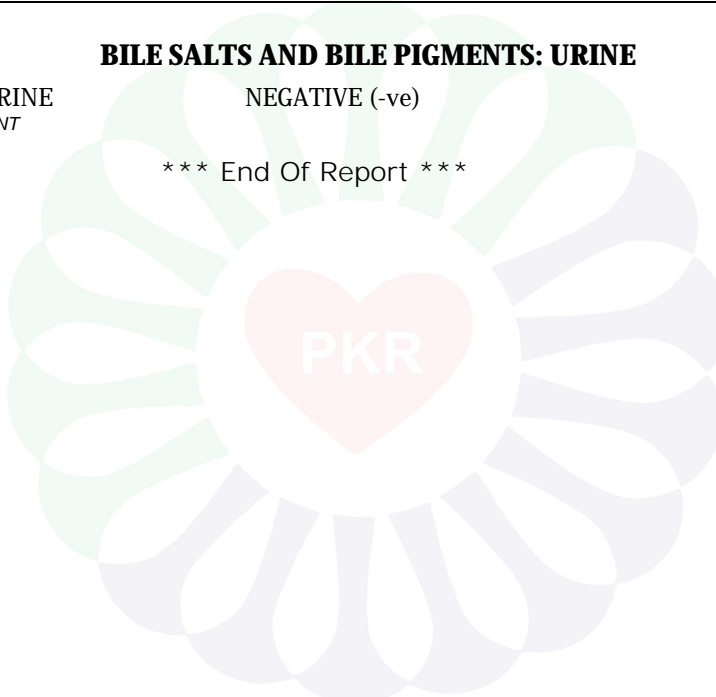
BILE SALTS AND BILE PIGMENTS: URINE


BILE SALTS/BILE PIGMENTS: URINE
by BIOCHEMICAL - FOUCHETS REAGENT

NEGATIVE (-ve)

NEGATIVE (-ve)

*** End Of Report ***




DR.VINAY CHOPRA
CONSULTANT PATHOLOGIST
MBBS, MD (PATHOLOGY & MICROBIOLOGY)


DR.YUGAM CHOPRA
CONSULTANT PATHOLOGIST
MBBS, MD (PATHOLOGY)

