



P K R JAIN HEALTHCARE INSTITUTE

NASIRPUR, Hissar Road, AMBALA CITY- (Haryana)

A PIONEER DIAGNOSTIC CENTRE

☎ 0171-2532620, 8222896961

✉ pkrjainhealthcare@gmail.com

NAME : Mr. RAJESH KUMAR
AGE/ GENDER : 38 YRS/MALE
COLLECTED BY :
REFERRED BY :
BARCODE NO. : 12507346
CLIENT CODE. : P.K.R JAIN HEALTHCARE INSTITUTE
CLIENT ADDRESS : NASIRPUR, HISSAR ROAD, AMBALA CITY - HARYANA

PATIENT ID : 1445254
REG. NO./LAB NO. : 122503050008
REGISTRATION DATE : 05/Mar/2025 11:37 AM
COLLECTION DATE : 05/Mar/2025 11:50AM
REPORTING DATE : 05/Mar/2025 12:41PM


Test Name	Value	Unit	Biological Reference interval
-----------	-------	------	-------------------------------


CLINICAL CHEMISTRY/BIOCHEMISTRY

LIPID PROFILE : BASIC

CHOLESTEROL TOTAL: SERUM <i>by CHOLESTEROL OXIDASE PAP</i>	218.43 ^H	mg/dL	OPTIMAL: < 200.0 BORDERLINE HIGH: 200.0 - 239.0 HIGH CHOLESTEROL: > OR = 240.0
TRIGLYCERIDES: SERUM <i>by GLYCEROL PHOSPHATE OXIDASE (ENZYMATIC)</i>	136.39	mg/dL	OPTIMAL: < 150.0 BORDERLINE HIGH: 150.0 - 199.0 HIGH: 200.0 - 499.0 VERY HIGH: > OR = 500.0
HDL CHOLESTEROL (DIRECT): SERUM <i>by SELECTIVE INHIBITION</i>	41.03	mg/dL	LOW HDL: < 30.0 BORDERLINE HIGH HDL: 30.0 - 60.0 HIGH HDL: > OR = 60.0
LDL CHOLESTEROL: SERUM <i>by CALCULATED, SPECTROPHOTOMETRY</i>	150.12 ^H	mg/dL	OPTIMAL: < 100.0 ABOVE OPTIMAL: 100.0 - 129.0 BORDERLINE HIGH: 130.0 - 159.0 HIGH: 160.0 - 189.0 VERY HIGH: > OR = 190.0
NON HDL CHOLESTEROL: SERUM <i>by CALCULATED, SPECTROPHOTOMETRY</i>	177.4 ^H	mg/dL	OPTIMAL: < 130.0 ABOVE OPTIMAL: 130.0 - 159.0 BORDERLINE HIGH: 160.0 - 189.0 HIGH: 190.0 - 219.0 VERY HIGH: > OR = 220.0
VLDL CHOLESTEROL: SERUM <i>by CALCULATED, SPECTROPHOTOMETRY</i>	27.28	mg/dL	0.00 - 45.00
TOTAL LIPIDS: SERUM <i>by CALCULATED, SPECTROPHOTOMETRY</i>	573.25	mg/dL	350.00 - 700.00
CHOLESTEROL/HDL RATIO: SERUM <i>by CALCULATED, SPECTROPHOTOMETRY</i>	5.32 ^H	RATIO	LOW RISK: 3.30 - 4.40 AVERAGE RISK: 4.50 - 7.0




DR.VINAY CHOPRA
CONSULTANT PATHOLOGIST
MBBS, MD (PATHOLOGY & MICROBIOLOGY)


DR.YUGAM CHOPRA
CONSULTANT PATHOLOGIST
MBBS, MD (PATHOLOGY)





P K R JAIN HEALTHCARE INSTITUTE

NASIRPUR, Hissar Road, AMBALA CITY- (Haryana)

A PIONEER DIAGNOSTIC CENTRE

☎ 0171-2532620, 8222896961 ✉ pkrjainhealthcare@gmail.com


NAME	: Mr. RAJESH KUMAR	PATIENT ID	: 1445254
AGE/ GENDER	: 38 YRS/MALE	REG. NO./LAB NO.	: 122503050008
COLLECTED BY	:	REGISTRATION DATE	: 05/Mar/2025 11:37 AM
REFERRED BY	:	COLLECTION DATE	: 05/Mar/2025 11:50AM
BARCODE NO.	: 12507346	REPORTING DATE	: 05/Mar/2025 12:41PM
CLIENT CODE.	: P.K.R JAIN HEALTHCARE INSTITUTE		
CLIENT ADDRESS	: NASIRPUR, HISSAR ROAD, AMBALA CITY - HARYANA		


Test Name	Value	Unit	Biological Reference interval
LDL/HDL RATIO: SERUM <i>by CALCULATED, SPECTROPHOTOMETRY</i>	3.66 ^H	RATIO	MODERATE RISK: 7.10 - 11.0 HIGH RISK: > 11.0 LOW RISK: 0.50 - 3.0 MODERATE RISK: 3.10 - 6.0 HIGH RISK: > 6.0
TRIGLYCERIDES/HDL RATIO: SERUM <i>by CALCULATED, SPECTROPHOTOMETRY</i>	3.32	RATIO	3.00 - 5.00

INTERPRETATION:

1. Measurements in the same patient can show physiological & analytical variations. Three serial samples 1 week apart are recommended for Total Cholesterol, Triglycerides, HDL & LDL Cholesterol.
2. As per NLA-2014 guidelines, all adults above the age of 20 years should be screened for lipid status. Selective screening of children above the age of 2 years with a family history of premature cardiovascular disease or those with at least one parent with high total cholesterol is recommended.
3. Low HDL levels are associated with increased risk for Atherosclerotic Cardiovascular disease (ASCVD) due to insufficient HDL being available to participate in reverse cholesterol transport, the process by which cholesterol is eliminated from peripheral tissues.
4. NLA-2014 identifies Non HDL Cholesterol (an indicator of all atherogenic lipoproteins such as LDL, VLDL, IDL, Lp(a), Chylomicron remnants) along with LDL-cholesterol as co-primary target for cholesterol lowering therapy. Note that major risk factors can modify treatment goals for LDL & Non HDL.
5. Additional testing for Apolipoprotein B, hsCRP, Lp(a) & LP-PLA2 should be considered among patients with moderate risk for ASCVD for risk refinement




DR. VINAY CHOPRA
CONSULTANT PATHOLOGIST
MBBS, MD (PATHOLOGY & MICROBIOLOGY)


DR. YUGAM CHOPRA
CONSULTANT PATHOLOGIST
MBBS, MD (PATHOLOGY)





P K R JAIN HEALTHCARE INSTITUTE

NASIRPUR, Hissar Road, AMBALA CITY- (Haryana)

A PIONEER DIAGNOSTIC CENTRE

☎ 0171-2532620, 8222896961 ✉ pkrajainhealthcare@gmail.com

TEST PERFORMED AT KOS DIAGNOSTIC LAB, AMBALA CANTT.

NAME : Mr. RAJESH KUMAR
AGE/ GENDER : 38 YRS/MALE **PATIENT ID** : 1445254
COLLECTED BY : **REG. NO./LAB NO.** : 122503050008
REFERRED BY : **REGISTRATION DATE** : 05/Mar/2025 11:37 AM
BARCODE NO. : 12507346 **COLLECTION DATE** : 05/Mar/2025 11:50AM
CLIENT CODE. : P.K.R JAIN HEALTHCARE INSTITUTE **REPORTING DATE** : 05/Mar/2025 12:41PM
CLIENT ADDRESS : NASIRPUR, HISSAR ROAD, AMBALA CITY - HARYANA

Test Name	Value	Unit	Biological Reference interval
-----------	-------	------	-------------------------------

ENDOCRINOLOGY

THYROID FUNCTION TEST: TOTAL

TRIIODOTHYRONINE (T3): SERUM by CMIA (CHEMILUMINESCENT MICROPARTICLE IMMUNOASSAY)	1.37	ng/mL	0.35 - 1.93
THYROXINE (T4): SERUM by CMIA (CHEMILUMINESCENT MICROPARTICLE IMMUNOASSAY)	8.14	µgm/dL	4.87 - 12.60
THYROID STIMULATING HORMONE (TSH): SERUM by CMIA (CHEMILUMINESCENT MICROPARTICLE IMMUNOASSAY) 3rd GENERATION, ULTRASENSITIVE	7.01 ^H	µIU/mL	0.35 - 5.50

INTERPRETATION:

TSH levels are subject to circadian variation, reaching peak levels between 2-4 a.m and at a minimum between 6-10 pm. The variation is of the order of 50%. Hence time of the day has influence on the measured serum TSH concentrations. TSH stimulates the production and secretion of the metabolically active hormones, thyroxine (T4) and triiodothyronine (T3). Failure at any level of regulation of the hypothalamic-pituitary-thyroid axis will result in either underproduction (hypothyroidism) or overproduction (hyperthyroidism) of T4 and/or T3.


CLINICAL CONDITION	T3	T4	TSH
Primary Hypothyroidism:	Reduced	Reduced	Increased (Significantly)
Subclinical Hypothyroidism:	Normal or Low Normal	Normal or Low Normal	High
Primary Hyperthyroidism:	Increased	Increased	Reduced (at times undetectable)
Subclinical Hyperthyroidism:	Normal or High Normal	Normal or High Normal	Reduced


LIMITATIONS:-

1. T3 and T4 circulates in reversibly bound form with Thyroid binding globulins (TBG), and to a lesser extent albumin and Thyroid binding Pre Albumin so conditions in which TBG and protein levels alter such as pregnancy, excess estrogens, androgens, anabolic steroids and glucocorticoids may falsely affect the T3 and T4 levels and may cause false thyroid values for thyroid function tests.
2. Normal levels of T4 can also be seen in Hyperthyroid patients with : T3 Thyrotoxicosis, Decreased binding capacity due to hypoproteinemia or ingestion of certain drugs (e.g.: phenytoin, salicylates).
3. Serum T4 levels in neonates and infants are higher than values in the normal adult, due to the increased concentration of TBG in neonate serum.
4. TSH may be normal in central hypothyroidism, recent rapid correction of hyperthyroidism or hypothyroidism, pregnancy, phenytoin therapy.

TRIIODOTHYRONINE (T3)		THYROXINE (T4)		THYROID STIMULATING HORMONE (TSH)	
Age	Refferance Range (ng/mL)	Age	Refferance Range (µg/dL)	Age	Reference Range (µIU/mL)
0 - 7 Days	0.20 - 2.65	0 - 7 Days	5.90 - 18.58	0 - 7 Days	2.43 - 24.3
7 Days - 3 Months	0.36 - 2.59	7 Days - 3 Months	6.39 - 17.66	7 Days - 3 Months	0.58 - 11.00
3 - 6 Months	0.51 - 2.52	3 - 6 Months	6.75 - 17.04	3 Days - 6 Months	0.70 - 8.40
6 - 12 Months	0.74 - 2.40	6 - 12 Months	7.10 - 16.16	6 - 12 Months	0.70 - 7.00




DR.VINAY CHOPRA
CONSULTANT PATHOLOGIST
MBBS, MD (PATHOLOGY & MICROBIOLOGY)


DR.YUGAM CHOPRA
CONSULTANT PATHOLOGIST
MBBS, MD (PATHOLOGY)





P K R JAIN HEALTHCARE INSTITUTE

NASIRPUR, Hissar Road, AMBALA CITY- (Haryana)

A PIONEER DIAGNOSTIC CENTRE

☎ 0171-2532620, 8222896961 ✉ pkrajainhealthcare@gmail.com

NAME : Mr. RAJESH KUMAR
AGE/ GENDER : 38 YRS/MALE **PATIENT ID** : 1445254
COLLECTED BY : **REG. NO./LAB NO.** : 122503050008
REFERRED BY : **REGISTRATION DATE** : 05/Mar/2025 11:37 AM
BARCODE NO. : 12507346 **COLLECTION DATE** : 05/Mar/2025 11:50AM
CLIENT CODE. : P.K.R JAIN HEALTHCARE INSTITUTE **REPORTING DATE** : 05/Mar/2025 12:41PM
CLIENT ADDRESS : NASIRPUR, HISSAR ROAD, AMBALA CITY - HARYANA

Test Name	Value	Unit	Biological Reference interval
1 - 10 Years	0.92 - 2.28	1 - 10 Years	6.00 - 13.80
11- 19 Years	0.35 - 1.93	11 - 19 Years	4.87- 13.20
> 20 years (Adults)	0.35 - 1.93	> 20 Years (Adults)	4.87 - 12.60
RECOMMENDATIONS OF TSH LEVELS DURING PREGNANCY (μ U/mL)			
1st Trimester			0.10 - 2.50
2nd Trimester			0.20 - 3.00
3rd Trimester			0.30 - 4.10

INCREASED TSH LEVELS:


- 1.Primary or untreated hypothyroidism may vary from 3 times to more than 100 times normal depending upon degree of hypofunction.
- 2.Hypothyroid patients receiving insufficient thyroid replacement therapy.
- 3.Hashimotos thyroiditis
- 4.DRUGS: Amphetamines, iodine containing agents & dopamine antagonist.
- 5.Neonatal period, increase in 1st 2-3 days of life due to post-natal surge


DECREASED TSH LEVELS:

- 1.Toxic multi-nodular goiter & Thyroiditis.
- 2.Over replacement of thyroid hormone in treatment of hypothyroidism.
- 3.Autonomously functioning Thyroid adenoma
- 4.Secondary pituitary or hypothalamic hypothyroidism
- 5.Acute psychiatric illness
- 6.Severe dehydration.
- 7.DRUGS: Glucocorticoids, Dopamine, Levodopa, T4 replacement therapy, Anti-thyroid drugs for thyrotoxicosis.
- 8.Pregnancy: 1st and 2nd Trimester

*** End Of Report ***




DR.VINAY CHOPRA
CONSULTANT PATHOLOGIST
MBBS, MD (PATHOLOGY & MICROBIOLOGY)


DR.YUGAM CHOPRA
CONSULTANT PATHOLOGIST
MBBS, MD (PATHOLOGY)

