



P K R JAIN HEALTHCARE INSTITUTE

NASIRPUR, Hissar Road, AMBALA CITY- (Haryana)

A PIONEER DIAGNOSTIC CENTRE

☎ 0171-2532620, 8222896961 ✉ pkrjainhealthcare@gmail.com

TEST PERFORMED AT KOS DIAGNOSTIC LAB, AMBALA CANTT.

NAME	: Mrs. PARVEEN JAIN	PATIENT ID	: 1780474
AGE/ GENDER	: 59 YRS/FEMALE	REG. NO./LAB NO.	: 122503060004
COLLECTED BY	:	REGISTRATION DATE	: 06/Mar/2025 09:54 AM
REFERRED BY	:	COLLECTION DATE	: 06/Mar/2025 11:06AM
BARCODE NO.	: 12507358	REPORTING DATE	: 06/Mar/2025 04:43PM
CLIENT CODE.	: P.K.R JAIN HEALTHCARE INSTITUTE		
CLIENT ADDRESS	: NASIRPUR, HISSAR ROAD, AMBALA CITY - HARYANA		

HAEMATOLOGY PERIPHERAL BLOOD SMEAR

TEST NAME:
PERIPHERAL BLOOD FILM/SMEAR (PBF)

RED BLOOD CELLS (RBC'S):
RBCs mostly appear normocytic & normochromic.No polychromatic cells or normoblasts seen.

WHITE BLOOD CELLS (WBC'S):
No immature leucocytes seen.

PLATELETS:
Platelets are adequate.

HEMOPARASITES:
NOT SEEN.

IMPRESSION:
Normocytic normochromic picture.



DR.VINAY CHOPRA
CONSULTANT PATHOLOGIST
MBBS, MD (PATHOLOGY & MICROBIOLOGY)

DR.YUGAM CHOPRA
CONSULTANT PATHOLOGIST
MBBS , MD (PATHOLOGY)





P K R JAIN HEALTHCARE INSTITUTE

NASIRPUR, Hissar Road, AMBALA CITY- (Haryana)

A PIONEER DIAGNOSTIC CENTRE

☎ 0171-2532620, 8222896961 ✉ pkrjainhealthcare@gmail.com

TEST PERFORMED AT KOS DIAGNOSTIC LAB, AMBALA CANTT.

NAME	: Mrs. PARVEEN JAIN		
AGE/ GENDER	: 59 YRS/FEMALE	PATIENT ID	: 1780474
COLLECTED BY	:	REG. NO./LAB NO.	: 122503060004
REFERRED BY	:	REGISTRATION DATE	: 06/Mar/2025 09:54 AM
BARCODE NO.	: 12507358	COLLECTION DATE	: 06/Mar/2025 11:06AM
CLIENT CODE.	: P.K.R JAIN HEALTHCARE INSTITUTE	REPORTING DATE	: 06/Mar/2025 12:42PM
CLIENT ADDRESS	: NASIRPUR, HISSAR ROAD, AMBALA CITY - HARYANA		

Test Name	Value	Unit	Biological Reference interval
-----------	-------	------	-------------------------------

CLINICAL CHEMISTRY/BIOCHEMISTRY

SGOT/SGPT PROFILE

SGOT/AST: SERUM <i>by IFCC, WITHOUT PYRIDOXAL PHOSPHATE</i>	95.99^H	U/L	7.00 - 45.00
SGPT/ALT: SERUM <i>by IFCC, WITHOUT PYRIDOXAL PHOSPHATE</i>	121.32^H	U/L	0.00 - 49.00
SGOT/SGPT RATIO <i>by CALCULATED, SPECTROPHOTOMETRY</i>	0.79		

INTERPRETATION

NOTE:- To be correlated in individuals having SGOT and SGPT values higher than Normal Reference Range.

USE:- Differential diagnosis of diseases of hepatobiliary system and pancreas.

INCREASED:-

DRUG HEPATOTOXICITY	> 2
ALCOHOLIC HEPATITIS	> 2 (Highly Suggestive)
CIRRHOSIS	1.4 - 2.0
INTRAHEPATIC CHOLESTASIS	> 1.5
HEPATOCELLULAR CARCINOMA & CHRONIC HEPATITIS	> 1.3 (Slightly Increased)


DECREASED:-


1. Acute Hepatitis due to virus, drugs, toxins (with AST increased 3 to 10 times upper limit of normal)
2. Extra Hepatic cholestasis: 0.8 (normal or slightly decreased).

PROGNOSTIC SIGNIFICANCE:-

NORMAL	< 0.65
GOOD PROGNOSTIC SIGN	0.3 - 0.6
POOR PROGNOSTIC SIGN	1.2 - 1.6




 DR. VINAY CHOPRA
 CONSULTANT PATHOLOGIST
 MBBS, MD (PATHOLOGY & MICROBIOLOGY)


 DR. YUGAM CHOPRA
 CONSULTANT PATHOLOGIST
 MBBS, MD (PATHOLOGY)





P K R JAIN HEALTHCARE INSTITUTE

NASIRPUR, Hissar Road, AMBALA CITY- (Haryana)

A PIONEER DIAGNOSTIC CENTRE

☎ 0171-2532620, 8222896961 ✉ pkrjainhealthcare@gmail.com

TEST PERFORMED AT KOS DIAGNOSTIC LAB, AMBALA CANTT.

NAME	: Mrs. PARVEEN JAIN		
AGE/ GENDER	: 59 YRS/FEMALE	PATIENT ID	: 1780474
COLLECTED BY	:	REG. NO./LAB NO.	: 122503060004
REFERRED BY	:	REGISTRATION DATE	: 06/Mar/2025 09:54 AM
BARCODE NO.	: 12507358	COLLECTION DATE	: 06/Mar/2025 11:06AM
CLIENT CODE.	: P.K.R JAIN HEALTHCARE INSTITUTE	REPORTING DATE	: 06/Mar/2025 12:42PM
CLIENT ADDRESS	: NASIRPUR, HISSAR ROAD, AMBALA CITY - HARYANA		

Test Name	Value	Unit	Biological Reference interval
-----------	-------	------	-------------------------------

ENDOCRINOLOGY

THYROID FUNCTION TEST: TOTAL

TRIIODOTHYRONINE (T3): SERUM <i>by CMIA (CHEMILUMINESCENT MICROPARTICLE IMMUNOASSAY)</i>	1.27	ng/mL	0.35 - 1.93
THYROXINE (T4): SERUM <i>by CMIA (CHEMILUMINESCENT MICROPARTICLE IMMUNOASSAY)</i>	9.44	µg/dL	4.87 - 12.60
THYROID STIMULATING HORMONE (TSH): SERUM <i>by CMIA (CHEMILUMINESCENT MICROPARTICLE IMMUNOASSAY)</i> 3rd GENERATION, ULTRASENSITIVE	5.31	µIU/mL	0.35 - 5.50

INTERPRETATION:

TSH levels are subject to circadian variation, reaching peak levels between 2-4 a.m and at a minimum between 6-10 pm. The variation is of the order of 50%. Hence time of the day has influence on the measured serum TSH concentrations. TSH stimulates the production and secretion of the metabolically active hormones, thyroxine (T4) and triiodothyronine (T3). Failure at any level of regulation of the hypothalamic-pituitary-thyroid axis will result in either underproduction (hypothyroidism) or overproduction (hyperthyroidism) of T4 and/or T3.


CLINICAL CONDITION	T3	T4	TSH
Primary Hypothyroidism:	Reduced	Reduced	Increased (Significantly)
Subclinical Hypothyroidism:	Normal or Low Normal	Normal or Low Normal	High
Primary Hyperthyroidism:	Increased	Increased	Reduced (at times undetectable)
Subclinical Hyperthyroidism:	Normal or High Normal	Normal or High Normal	Reduced


LIMITATIONS:-

- T3 and T4 circulates in reversibly bound form with Thyroid binding globulins (TBG), and to a lesser extent albumin and Thyroid binding Pre Albumin so conditions in which TBG and protein levels alter such as pregnancy, excess estrogens, androgens, anabolic steroids and glucocorticoids may falsely affect the T3 and T4 levels and may cause false thyroid values for thyroid function tests.
- Normal levels of T4 can also be seen in Hyperthyroid patients with :T3 Thyrotoxicosis, Decreased binding capacity due to hypoproteinemia or ingestion of certain drugs (e.g.: phenytoin , salicylates).
- Serum T4 levels in neonates and infants are higher than values in the normal adult , due to the increased concentration of TBG in neonate serum.
- TSH may be normal in central hypothyroidism , recent rapid correction of hyperthyroidism or hypothyroidism , pregnancy , phenytoin therapy.

TRIIODOTHYRONINE (T3)		THYROXINE (T4)		THYROID STIMULATING HORMONE (TSH)	
Age	Refferance Range (ng/mL)	Age	Refferance Range (µg/dL)	Age	Reference Range (µIU/mL)
0 - 7 Days	0.20 - 2.65	0 - 7 Days	5.90 – 18.58	0 - 7 Days	2.43 - 24.3
7 Days - 3 Months	0.36 - 2.59	7 Days - 3 Months	6.39 - 17.66	7 Days - 3 Months	0.58 - 11.00
3 - 6 Months	0.51 - 2.52	3 - 6 Months	6.75 – 17.04	3 Days – 6 Months	0.70 - 8.40
6 - 12 Months	0.74 - 2.40	6 - 12 Months	7.10 – 16.16	6 – 12 Months	0.70 - 7.00




DR. VINAY CHOPRA
 CONSULTANT PATHOLOGIST
 MBBS, MD (PATHOLOGY & MICROBIOLOGY)


DR. YUGAM CHOPRA
 CONSULTANT PATHOLOGIST
 MBBS, MD (PATHOLOGY)





P K R JAIN HEALTHCARE INSTITUTE

NASIRPUR, Hissar Road, AMBALA CITY- (Haryana)

A PIONEER DIAGNOSTIC CENTRE

☎ 0171-2532620, 8222896961 ✉ pkrjainhealthcare@gmail.com

NAME	: Mrs. PARVEEN JAIN	PATIENT ID	: 1780474
AGE/ GENDER	: 59 YRS/FEMALE	REG. NO./LAB NO.	: 122503060004
COLLECTED BY	:	REGISTRATION DATE	: 06/Mar/2025 09:54 AM
REFERRED BY	:	COLLECTION DATE	: 06/Mar/2025 11:06AM
BARCODE NO.	: 12507358	REPORTING DATE	: 06/Mar/2025 12:42PM
CLIENT CODE.	: P.K.R JAIN HEALTHCARE INSTITUTE		
CLIENT ADDRESS	: NASIRPUR, HISSAR ROAD, AMBALA CITY - HARYANA		

Test Name	Value	Unit	Biological Reference interval
1 - 10 Years	0.92 - 2.28	1 - 10 Years	6.00 - 13.80
11- 19 Years	0.35 - 1.93	11 - 19 Years	4.87- 13.20
> 20 years (Adults)	0.35 - 1.93	> 20 Years (Adults)	4.87 - 12.60
RECOMMENDATIONS OF TSH LEVELS DURING PREGNANCY (μ IU/mL)			
	1st Trimester		0.10 - 2.50
	2nd Trimester		0.20 - 3.00
	3rd Trimester		0.30 - 4.10


INCREASED TSH LEVELS:


- 1.Primary or untreated hypothyroidism may vary from 3 times to more than 100 times normal depending upon degree of hypofunction.
- 2.Hypothyroid patients receiving insufficient thyroid replacement therapy.
- 3.Hashimotos thyroiditis
- 4.DRUGS: Amphetamines, iodine containing agents & dopamine antagonist.
- 5.Neonatal period, increase in 1st 2-3 days of life due to post-natal surge

DECREASED TSH LEVELS:

- 1.Toxic multi-nodular goiter & Thyroiditis.
- 2.Over replacement of thyroid hormone in treatment of hypothyroidism.
- 3.Autonomously functioning Thyroid adenoma
- 4.Secondary pituitary or hypothalamic hypothyroidism
- 5.Acute psychiatric illness
- 6.Severe dehydration.
- 7.DRUGS: Glucocorticoids, Dopamine, Levodopa, T4 replacement therapy, Anti-thyroid drugs for thyrotoxicosis.
- 8.Pregnancy: 1st and 2nd Trimester




 DR.VINAY CHOPRA
 CONSULTANT PATHOLOGIST
 MBBS, MD (PATHOLOGY & MICROBIOLOGY)


 DR.YUGAM CHOPRA
 CONSULTANT PATHOLOGIST
 MBBS , MD (PATHOLOGY)





P K R JAIN HEALTHCARE INSTITUTE

NASIRPUR, Hissar Road, AMBALA CITY- (Haryana)

A PIONEER DIAGNOSTIC CENTRE

☎ 0171-2532620, 8222896961 ✉ pkrjainhealthcare@gmail.com

TEST PERFORMED AT KOS DIAGNOSTIC LAB, AMBALA CANTT.

NAME	: Mrs. PARVEEN JAIN		
AGE/ GENDER	: 59 YRS/FEMALE	PATIENT ID	: 1780474
COLLECTED BY	:	REG. NO./LAB NO.	: 122503060004
REFERRED BY	:	REGISTRATION DATE	: 06/Mar/2025 09:54 AM
BARCODE NO.	: 12507358	COLLECTION DATE	: 06/Mar/2025 11:06AM
CLIENT CODE.	: P.K.R JAIN HEALTHCARE INSTITUTE	REPORTING DATE	: 06/Mar/2025 04:40PM
CLIENT ADDRESS	: NASIRPUR, HISSAR ROAD, AMBALA CITY - HARYANA		

Test Name	Value	Unit	Biological Reference interval
-----------	-------	------	-------------------------------

IMMUNOPATHOLOGY/SEROLOGY

TYPHOID COMBO SCREEN (TYPHOID ANTIGEN, IgG AND IgM): SERUM

TYPHOID ANTIGEN - SERUM <i>by ICT (IMMUNOCHROMATOGRAPHY)</i>	NEGATIVE (-ve)	NEGATIVE (-ve)
TYPHI DOT ANTIBODY IgG <i>by ICT (IMMUNOCHROMATOGRAPHY)</i>	NEGATIVE (-ve)	NEGATIVE (-ve)
TYPHI DOT ANTIBODY IgM <i>by ICT (IMMUNOCHROMATOGRAPHY)</i>	WEAKLY POSITIVE (+ve)	NEGATIVE (-ve)

INTERPRETATION:

Typhoid fever is a life threatening illness caused by the bacterium Salmonella typhus. The infection is acquired typically by ingestion. On reaching the gut, the bacilli attach themselves to the epithelial cells of the intestinal villi and penetrate the lamina and submucosa. They are then phagocytosed there by polymorphs and mesenteric lymph nodes, where they multiply and, via the thoracic duct, enter the blood stream. A transient bacteremia follows, during which the bacilli are seeded in the liver, gall bladder, spleen, bone marrow, lymph nodes, and kidneys, where further multiplication takes place. Towards the end of the incubation period, there occurs a massive bacteremia from these sites, heralding the onset of the clinical symptoms.

The diagnosis of typhoid consists of isolation of the bacilli and the demonstration of antibodies. The isolation of the bacilli is very time consuming and antibody detection is not very specific. Other tests include the Widal reaction. The advantage of this test is that it takes only 10-20 minutes and requires only a small amount of stool/serum/plasma to perform. It is the easiest and most specific method for detecting S. typhi infection.

RELATIVE SENSITIVITY OF TYPHOID ANTIGEN DETECTION: 98.7%

RELATIVE SPECIFICITY OF TYPHOID ANTIGEN DETECTION: 97.4%

DETECTABLE IgM RESPONSE:

ONSET OF FEVER	PERCENT POSITIVE
4 - 6 DAYS	43.5
6 - 9 DAYS	92.9
> 9 DAYS	99.5

1. This is a solid phase, immunochromatographic ELISA assay that detects specific IgM and IgG Antibodies against the OUTER MEMBRAN PROTEIN(OMP) of the Salmonella species. IgM antibodies appear in the serum 2-3 days post infection and are indicative of a recent infection while the IgG antibodies appear later and are useful for presumptive diagnosis of Enteric fever if the patient presents more than a week after onset of symptoms.

2. This is a useful screening assay for the early detection of Enteric fever and has a high sensitivity. However the test has moderate specificity and false positive results may be obtained in the following situations:

- Antibodies against Salmonella may cross react with other antibodies.
- Unrelated infections may lead to production of specific Salmonella antibodies if the patient has previously been exposed to



DR. VINAY CHOPRA
CONSULTANT PATHOLOGIST
MBBS, MD (PATHOLOGY & MICROBIOLOGY)

DR. YUGAM CHOPRA
CONSULTANT PATHOLOGIST
MBBS, MD (PATHOLOGY)





P K R JAIN HEALTHCARE INSTITUTE

NASIRPUR, Hissar Road, AMBALA CITY- (Haryana)

A PIONEER DIAGNOSTIC CENTRE

☎ 0171-2532620, 8222896961 ✉ pkrjainhealthcare@gmail.com

NAME	: Mrs. PARVEEN JAIN		
AGE/ GENDER	: 59 YRS/FEMALE	PATIENT ID	: 1780474
COLLECTED BY	:	REG. NO./LAB NO.	: 122503060004
REFERRED BY	:	REGISTRATION DATE	: 06/Mar/2025 09:54 AM
BARCODE NO.	: 12507358	COLLECTION DATE	: 06/Mar/2025 11:06AM
CLIENT CODE.	: P.K.R JAIN HEALTHCARE INSTITUTE	REPORTING DATE	: 06/Mar/2025 04:40PM
CLIENT ADDRESS	: NASIRPUR, HISSAR ROAD, AMBALA CITY - HARYANA		

Test Name	Value	Unit	Biological Reference interval
-----------	-------	------	-------------------------------

Salmonella infection (ANAMNESTIC RESPONSE).

NOTE:-Rapid blood culture performed during 1st week of infection is highly recommended for confirmation of all IgM positive results. In case the patient has presented after the first week of infection, a thorough clinical correlation and confirmatory Widal test must be performed to establish the diagnosis.

*** End Of Report ***



DR.VINAY CHOPRA
CONSULTANT PATHOLOGIST
MBBS, MD (PATHOLOGY & MICROBIOLOGY)

DR.YUGAM CHOPRA
CONSULTANT PATHOLOGIST
MBBS , MD (PATHOLOGY)

