



P K R JAIN HEALTHCARE INSTITUTE

NASIRPUR, Hissar Road, AMBALA CITY- (Haryana)

A PIONEER DIAGNOSTIC CENTRE

☎ 0171-2532620, 8222896961 ✉ pkrjainhealthcare@gmail.com

NAME	: Mr. NEERAJ	PATIENT ID	: 1781748
AGE/ GENDER	: 57 YRS/MALE	REG. NO./LAB NO.	: 122503070011
COLLECTED BY	:	REGISTRATION DATE	: 07/Mar/2025 10:40 AM
REFERRED BY	:	COLLECTION DATE	: 07/Mar/2025 11:09AM
BARCODE NO.	: 12507380	REPORTING DATE	: 07/Mar/2025 12:52PM
CLIENT CODE.	: P.K.R JAIN HEALTHCARE INSTITUTE		
CLIENT ADDRESS	: NASIRPUR, HISSAR ROAD, AMBALA CITY - HARYANA		

Test Name	Value	Unit	Biological Reference interval
-----------	-------	------	-------------------------------

HAEMATOLOGY HAEMOGLOBIN (HB)

HAEMOGLOBIN (HB) by CALORIMETRIC	12.3	gm/dL	12.0 - 17.0
-------------------------------------	------	-------	-------------

INTERPRETATION:-

Hemoglobin is the protein molecule in red blood cells that carries oxygen from the lungs to the body's tissues and returns carbon dioxide from the tissues back to the lungs.

A low hemoglobin level is referred to as ANEMIA or low red blood count.

ANEMIA (DECREASED HAEMOGLOBIN):

- 1) Loss of blood (traumatic injury, surgery, bleeding, colon cancer or stomach ulcer)
- 2) Nutritional deficiency (iron, vitamin B12, folate)
- 3) Bone marrow problems (replacement of bone marrow by cancer)
- 4) Suppression by red blood cell synthesis by chemotherapy drugs
- 5) Kidney failure
- 6) Abnormal hemoglobin structure (sickle cell anemia or thalassemia).

POLYCYTHEMIA (INCREASED HAEMOGLOBIN):

- 1) People in higher altitudes (Physiological)
- 2) Smoking (Secondary Polycythemia)
- 3) Dehydration produces a falsely rise in hemoglobin due to increased haemoconcentration
- 4) Advanced lung disease (for example, emphysema)
- 5) Certain tumors
- 6) A disorder of the bone marrow known as polycythemia rubra vera,
- 7) Abuse of the drug erythropoietin (Epogen) by athletes for blood doping purposes (increasing the amount of oxygen available to the body by chemically raising the production of red blood cells).

NOTE: TEST CONDUCTED ON EDTA WHOLE BLOOD




DR.VINAY CHOPRA
CONSULTANT PATHOLOGIST
MBBS, MD (PATHOLOGY & MICROBIOLOGY)


DR.YUGAM CHOPRA
CONSULTANT PATHOLOGIST
MBBS, MD (PATHOLOGY)





P K R JAIN HEALTHCARE INSTITUTE

NASIRPUR, Hissar Road, AMBALA CITY- (Haryana)

A PIONEER DIAGNOSTIC CENTRE

☎ 0171-2532620, 8222896961 ✉ pkrajainhealthcare@gmail.com

TEST PERFORMED AT KOS DIAGNOSTIC LAB, AMBALA CANTT.

NAME	: Mr. NEERAJ	PATIENT ID	: 1781748
AGE/ GENDER	: 57 YRS/MALE	REG. NO./LAB NO.	: 122503070011
COLLECTED BY	:	REGISTRATION DATE	: 07/Mar/2025 10:40 AM
REFERRED BY	:	COLLECTION DATE	: 07/Mar/2025 11:09AM
BARCODE NO.	: 12507380	REPORTING DATE	: 07/Mar/2025 12:52PM
CLIENT CODE.	: P.K.R JAIN HEALTHCARE INSTITUTE		
CLIENT ADDRESS	: NASIRPUR, HISSAR ROAD, AMBALA CITY - HARYANA		

Test Name	Value	Unit	Biological Reference interval
-----------	-------	------	-------------------------------

CLINICAL CHEMISTRY/BIOCHEMISTRY

GLUCOSE RANDOM (R)

GLUCOSE RANDOM (R): PLASMA
by GLUCOSE OXIDASE - PEROXIDASE (GOD-POD)

91.17

mg/dL


NORMAL: < 140.00
PREDIABETIC: 140.0 - 200.0
DIABETIC: > OR = 200.0


INTERPRETATION

IN ACCORDANCE WITH AMERICAN DIABETES ASSOCIATION GUIDELINES:

1. A random plasma glucose level below 140 mg/dl is considered normal.
2. A random glucose level between 140 - 200 mg/dl is considered as glucose intolerant or prediabetic. A fasting and post-prandial blood test (after consumption of 75 gms of glucose) is recommended for all such patients.
3. A random glucose level of above 200 mg/dl is highly suggestive of diabetic state. A repeat post-prandial is strongly recommended for all such patients. A fasting plasma glucose level in excess of 125 mg/dl on both occasions is confirmatory for diabetic state.




DR.VINAY CHOPRA
CONSULTANT PATHOLOGIST
MBBS, MD (PATHOLOGY & MICROBIOLOGY)


DR.YUGAM CHOPRA
CONSULTANT PATHOLOGIST
MBBS, MD (PATHOLOGY)





P K R JAIN HEALTHCARE INSTITUTE

NASIRPUR, Hissar Road, AMBALA CITY- (Haryana)

A PIONEER DIAGNOSTIC CENTRE

☎ 0171-2532620, 8222896961

✉ pkrjainhealthcare@gmail.com

NAME : Mr. NEERAJ
AGE/ GENDER : 57 YRS/MALE
COLLECTED BY :
REFERRED BY :
BARCODE NO. : 12507380
CLIENT CODE. : P.K.R JAIN HEALTHCARE INSTITUTE
CLIENT ADDRESS : NASIRPUR, HISSAR ROAD, AMBALA CITY - HARYANA

PATIENT ID : 1781748
REG. NO./LAB NO. : 122503070011
REGISTRATION DATE : 07/Mar/2025 10:40 AM
COLLECTION DATE : 07/Mar/2025 11:09AM
REPORTING DATE : 07/Mar/2025 12:52PM

Test Name	Value	Unit	Biological Reference interval
LIPID PROFILE : BASIC			
CHOLESTEROL TOTAL: SERUM <i>by CHOLESTEROL OXIDASE PAP</i>	173.96	mg/dL	OPTIMAL: < 200.0 BORDERLINE HIGH: 200.0 - 239.0 HIGH CHOLESTEROL: > OR = 240.0
TRIGLYCERIDES: SERUM <i>by GLYCEROL PHOSPHATE OXIDASE (ENZYMATIC)</i>	96.74	mg/dL	OPTIMAL: < 150.0 BORDERLINE HIGH: 150.0 - 199.0 HIGH: 200.0 - 499.0 VERY HIGH: > OR = 500.0
HDL CHOLESTEROL (DIRECT): SERUM <i>by SELECTIVE INHIBITION</i>	45.64	mg/dL	LOW HDL: < 30.0 BORDERLINE HIGH HDL: 30.0 - 60.0 HIGH HDL: > OR = 60.0
LDL CHOLESTEROL: SERUM <i>by CALCULATED, SPECTROPHOTOMETRY</i>	108.97	mg/dL	OPTIMAL: < 100.0 ABOVE OPTIMAL: 100.0 - 129.0 BORDERLINE HIGH: 130.0 - 159.0 HIGH: 160.0 - 189.0 VERY HIGH: > OR = 190.0
NON HDL CHOLESTEROL: SERUM <i>by CALCULATED, SPECTROPHOTOMETRY</i>	128.32	mg/dL	OPTIMAL: < 130.0 ABOVE OPTIMAL: 130.0 - 159.0 BORDERLINE HIGH: 160.0 - 189.0 HIGH: 190.0 - 219.0 VERY HIGH: > OR = 220.0
VLDL CHOLESTEROL: SERUM <i>by CALCULATED, SPECTROPHOTOMETRY</i>	19.35	mg/dL	0.00 - 45.00
TOTAL LIPIDS: SERUM <i>by CALCULATED, SPECTROPHOTOMETRY</i>	444.66	mg/dL	350.00 - 700.00
CHOLESTEROL/HDL RATIO: SERUM <i>by CALCULATED, SPECTROPHOTOMETRY</i>	3.81	RATIO	LOW RISK: 3.30 - 4.40 AVERAGE RISK: 4.50 - 7.0 MODERATE RISK: 7.10 - 11.0 HIGH RISK: > 11.0




DR.VINAY CHOPRA
CONSULTANT PATHOLOGIST
MBBS, MD (PATHOLOGY & MICROBIOLOGY)


DR.YUGAM CHOPRA
CONSULTANT PATHOLOGIST
MBBS, MD (PATHOLOGY)





P K R JAIN HEALTHCARE INSTITUTE

NASIRPUR, Hissar Road, AMBALA CITY- (Haryana)

A PIONEER DIAGNOSTIC CENTRE

☎ 0171-2532620, 8222896961 ✉ pkrjainhealthcare@gmail.com

NAME : Mr. NEERAJ
AGE/ GENDER : 57 YRS/MALE
COLLECTED BY :
REFERRED BY :
BARCODE NO. : 12507380
CLIENT CODE. : P.K.R JAIN HEALTHCARE INSTITUTE
CLIENT ADDRESS : NASIRPUR, HISSAR ROAD, AMBALA CITY - HARYANA

PATIENT ID : 1781748
REG. NO./LAB NO. : 122503070011
REGISTRATION DATE : 07/Mar/2025 10:40 AM
COLLECTION DATE : 07/Mar/2025 11:09AM
REPORTING DATE : 07/Mar/2025 12:52PM


Test Name	Value	Unit	Biological Reference interval
LDL/HDL RATIO: SERUM <i>by CALCULATED, SPECTROPHOTOMETRY</i>	2.39	RATIO	LOW RISK: 0.50 - 3.0 MODERATE RISK: 3.10 - 6.0 HIGH RISK: > 6.0
TRIGLYCERIDES/HDL RATIO: SERUM <i>by CALCULATED, SPECTROPHOTOMETRY</i>	2.12 ^L	RATIO	3.00 - 5.00


INTERPRETATION:

1. Measurements in the same patient can show physiological & analytical variations. Three serial samples 1 week apart are recommended for Total Cholesterol, Triglycerides, HDL & LDL Cholesterol.
2. As per NLA-2014 guidelines, all adults above the age of 20 years should be screened for lipid status. Selective screening of children above the age of 2 years with a family history of premature cardiovascular disease or those with at least one parent with high total cholesterol is recommended.
3. Low HDL levels are associated with increased risk for Atherosclerotic Cardiovascular disease (ASCVD) due to insufficient HDL being available to participate in reverse cholesterol transport, the process by which cholesterol is eliminated from peripheral tissues.
4. NLA-2014 identifies Non HDL Cholesterol (an indicator of all atherogenic lipoproteins such as LDL, VLDL, IDL, Lp(a), Chylomicron remnants) along with LDL-cholesterol as co-primary target for cholesterol lowering therapy. Note that major risk factors can modify treatment goals for LDL & Non HDL.
5. Additional testing for Apolipoprotein B, hsCRP, Lp(a) & LP-PLA2 should be considered among patients with moderate risk for ASCVD for risk refinement

*** End Of Report ***




DR. VINAY CHOPRA
CONSULTANT PATHOLOGIST
MBBS, MD (PATHOLOGY & MICROBIOLOGY)


DR. YUGAM CHOPRA
CONSULTANT PATHOLOGIST
MBBS, MD (PATHOLOGY)

