



P K R JAIN HEALTHCARE INSTITUTE

NASIRPUR, Hissar Road, AMBALA CITY- (Haryana)

A PIONEER DIAGNOSTIC CENTRE

☎ 0171-2532620, 8222896961 ✉ pkrajainhealthcare@gmail.com

NAME : Mr. MUKESH VERMA
AGE/ GENDER : 32 YRS/MALE **PATIENT ID** : 1781974
COLLECTED BY : **REG. NO./LAB NO.** : 122503070022
REFERRED BY : **REGISTRATION DATE** : 07/Mar/2025 12:42 PM
BARCODE NO. : 12507391 **COLLECTION DATE** : 07/Mar/2025 12:44PM
CLIENT CODE. : P.K.R JAIN HEALTHCARE INSTITUTE **REPORTING DATE** : 07/Mar/2025 01:50PM
CLIENT ADDRESS : NASIRPUR, HISSAR ROAD, AMBALA CITY - HARYANA

Test Name	Value	Unit	Biological Reference interval
-----------	-------	------	-------------------------------


CLINICAL CHEMISTRY/BIOCHEMISTRY

LIPID PROFILE : BASIC

CHOLESTEROL TOTAL: SERUM <i>by CHOLESTEROL OXIDASE PAP</i>	199.72	mg/dL	OPTIMAL: < 200.0 BORDERLINE HIGH: 200.0 - 239.0 HIGH CHOLESTEROL: > OR = 240.0
TRIGLYCERIDES: SERUM <i>by GLYCEROL PHOSPHATE OXIDASE (ENZYMATIC)</i>	124.3	mg/dL	OPTIMAL: < 150.0 BORDERLINE HIGH: 150.0 - 199.0 HIGH: 200.0 - 499.0 VERY HIGH: > OR = 500.0
HDL CHOLESTEROL (DIRECT): SERUM <i>by SELECTIVE INHIBITION</i>	41.61	mg/dL	LOW HDL: < 30.0 BORDERLINE HIGH HDL: 30.0 - 60.0 HIGH HDL: > OR = 60.0
LDL CHOLESTEROL: SERUM <i>by CALCULATED, SPECTROPHOTOMETRY</i>	133.25 ^H	mg/dL	OPTIMAL: < 100.0 ABOVE OPTIMAL: 100.0 - 129.0 BORDERLINE HIGH: 130.0 - 159.0 HIGH: 160.0 - 189.0 VERY HIGH: > OR = 190.0
NON HDL CHOLESTEROL: SERUM <i>by CALCULATED, SPECTROPHOTOMETRY</i>	158.11 ^H	mg/dL	OPTIMAL: < 130.0 ABOVE OPTIMAL: 130.0 - 159.0 BORDERLINE HIGH: 160.0 - 189.0 HIGH: 190.0 - 219.0 VERY HIGH: > OR = 220.0
VLDL CHOLESTEROL: SERUM <i>by CALCULATED, SPECTROPHOTOMETRY</i>	24.86	mg/dL	0.00 - 45.00
TOTAL LIPIDS: SERUM <i>by CALCULATED, SPECTROPHOTOMETRY</i>	523.74	mg/dL	350.00 - 700.00
CHOLESTEROL/HDL RATIO: SERUM <i>by CALCULATED, SPECTROPHOTOMETRY</i>	4.8 ^H	RATIO	LOW RISK: 3.30 - 4.40 AVERAGE RISK: 4.50 - 7.0




DR.VINAY CHOPRA
CONSULTANT PATHOLOGIST
MBBS, MD (PATHOLOGY & MICROBIOLOGY)


DR.YUGAM CHOPRA
CONSULTANT PATHOLOGIST
MBBS, MD (PATHOLOGY)





P K R JAIN HEALTHCARE INSTITUTE

NASIRPUR, Hissar Road, AMBALA CITY- (Haryana)

A PIONEER DIAGNOSTIC CENTRE

☎ 0171-2532620, 8222896961 ✉ pkrjainhealthcare@gmail.com

NAME : Mr. MUKESH VERMA
AGE/ GENDER : 32 YRS/MALE
COLLECTED BY :
REFERRED BY :
BARCODE NO. : 12507391
CLIENT CODE. : P.K.R JAIN HEALTHCARE INSTITUTE
CLIENT ADDRESS : NASIRPUR, HISSAR ROAD, AMBALA CITY - HARYANA

PATIENT ID : 1781974
REG. NO./LAB NO. : 122503070022
REGISTRATION DATE : 07/Mar/2025 12:42 PM
COLLECTION DATE : 07/Mar/2025 12:44PM
REPORTING DATE : 07/Mar/2025 01:50PM


Test Name	Value	Unit	Biological Reference interval
LDL/HDL RATIO: SERUM <i>by CALCULATED, SPECTROPHOTOMETRY</i>	3.2 ^H	RATIO	MODERATE RISK: 7.10 - 11.0 HIGH RISK: > 11.0 LOW RISK: 0.50 - 3.0 MODERATE RISK: 3.10 - 6.0 HIGH RISK: > 6.0
TRIGLYCERIDES/HDL RATIO: SERUM <i>by CALCULATED, SPECTROPHOTOMETRY</i>	2.99 ^L	RATIO	3.00 - 5.00


INTERPRETATION:

- Measurements in the same patient can show physiological & analytical variations. Three serial samples 1 week apart are recommended for Total Cholesterol, Triglycerides, HDL & LDL Cholesterol.
- As per NLA-2014 guidelines, all adults above the age of 20 years should be screened for lipid status. Selective screening of children above the age of 2 years with a family history of premature cardiovascular disease or those with at least one parent with high total cholesterol is recommended.
- Low HDL levels are associated with increased risk for Atherosclerotic Cardiovascular disease (ASCVD) due to insufficient HDL being available to participate in reverse cholesterol transport, the process by which cholesterol is eliminated from peripheral tissues.
- NLA-2014 identifies Non HDL Cholesterol (an indicator of all atherogenic lipoproteins such as LDL, VLDL, IDL, Lp(a), Chylomicron remnants) along with LDL-cholesterol as co-primary target for cholesterol lowering therapy. Note that major risk factors can modify treatment goals for LDL & Non HDL.
- Additional testing for Apolipoprotein B, hsCRP, Lp(a) & LP-PLA2 should be considered among patients with moderate risk for ASCVD for risk refinement

*** End Of Report ***




DR. VINAY CHOPRA
CONSULTANT PATHOLOGIST
MBBS, MD (PATHOLOGY & MICROBIOLOGY)


DR. YUGAM CHOPRA
CONSULTANT PATHOLOGIST
MBBS, MD (PATHOLOGY)

