



P K R JAIN HEALTHCARE INSTITUTE

NASIRPUR, Hissar Road, AMBALA CITY- (Haryana)

A PIONEER DIAGNOSTIC CENTRE

☎ 0171-2532620, 8222896961 ✉ pkrjainhealthcare@gmail.com

TEST PERFORMED AT KOS DIAGNOSTIC LAB, AMBALA CANTT.

NAME	: Mr. AMRIK SINGH	PATIENT ID	: 1793965
AGE/ GENDER	: 72 YRS/MALE	REG. NO./LAB NO.	: 122503170002
COLLECTED BY	:	REGISTRATION DATE	: 17/Mar/2025 08:10 AM
REFERRED BY	:	COLLECTION DATE	: 17/Mar/2025 08:28AM
BARCODE NO.	: 12507529	REPORTING DATE	: 17/Mar/2025 01:25PM
CLIENT CODE.	: P.K.R JAIN HEALTHCARE INSTITUTE		
CLIENT ADDRESS	: NASIRPUR, HISSAR ROAD, AMBALA CITY - HARYANA		

Test Name	Value	Unit	Biological Reference interval
-----------	-------	------	-------------------------------

CLINICAL CHEMISTRY/BIOCHEMISTRY

GLUCOSE FASTING (F)

GLUCOSE FASTING (F): PLASMA
by GLUCOSE OXIDASE - PEROXIDASE (GOD-POD)

170.13^H mg/dL


NORMAL: < 100.0
PREDIABETIC: 100.0 - 125.0
DIABETIC: > OR = 126.0


INTERPRETATION

IN ACCORDANCE WITH AMERICAN DIABETES ASSOCIATION GUIDELINES:

1. A fasting plasma glucose level below 100 mg/dl is considered normal.
2. A fasting plasma glucose level between 100 - 125 mg/dl is considered as glucose intolerant or prediabetic. A fasting and post-prandial blood test (after consumption of 75 gms of glucose) is recommended for all such patients.
3. A fasting plasma glucose level of above 125 mg/dl is highly suggestive of diabetic state. A repeat post-prandial is strongly recommended for all such patients. A fasting plasma glucose level in excess of 125 mg/dl on both occasions is confirmatory for diabetic state.




DR.VINAY CHOPRA
CONSULTANT PATHOLOGIST
MBBS, MD (PATHOLOGY & MICROBIOLOGY)


DR.YUGAM CHOPRA
CONSULTANT PATHOLOGIST
MBBS, MD (PATHOLOGY)





P K R JAIN HEALTHCARE INSTITUTE

NASIRPUR, Hissar Road, AMBALA CITY- (Haryana)

A PIONEER DIAGNOSTIC CENTRE

☎ 0171-2532620, 8222896961

✉ pkrjainhealthcare@gmail.com


NAME : Mr. AMRIK SINGH
AGE/ GENDER : 72 YRS/MALE
COLLECTED BY :
REFERRED BY :
BARCODE NO. : 12507529
CLIENT CODE. : P.K.R JAIN HEALTHCARE INSTITUTE
CLIENT ADDRESS : NASIRPUR, HISSAR ROAD, AMBALA CITY - HARYANA

PATIENT ID : 1793965
REG. NO./LAB NO. : 122503170002
REGISTRATION DATE : 17/Mar/2025 08:10 AM
COLLECTION DATE : 17/Mar/2025 08:28AM
REPORTING DATE : 17/Mar/2025 01:25PM

Test Name	Value	Unit	Biological Reference interval
LIPID PROFILE : BASIC			
CHOLESTEROL TOTAL: SERUM <i>by CHOLESTEROL OXIDASE PAP</i>	162.35	mg/dL	OPTIMAL: < 200.0 BORDERLINE HIGH: 200.0 - 239.0 HIGH CHOLESTEROL: > OR = 240.0
TRIGLYCERIDES: SERUM <i>by GLYCEROL PHOSPHATE OXIDASE (ENZYMATIC)</i>	199.03 ^H	mg/dL	OPTIMAL: < 150.0 BORDERLINE HIGH: 150.0 - 199.0 HIGH: 200.0 - 499.0 VERY HIGH: > OR = 500.0
HDL CHOLESTEROL (DIRECT): SERUM <i>by SELECTIVE INHIBITION</i>	32.37	mg/dL	LOW HDL: < 30.0 BORDERLINE HIGH HDL: 30.0 - 60.0 HIGH HDL: > OR = 60.0
LDL CHOLESTEROL: SERUM <i>by CALCULATED, SPECTROPHOTOMETRY</i>	90.17	mg/dL	OPTIMAL: < 100.0 ABOVE OPTIMAL: 100.0 - 129.0 BORDERLINE HIGH: 130.0 - 159.0 HIGH: 160.0 - 189.0 VERY HIGH: > OR = 190.0
NON HDL CHOLESTEROL: SERUM <i>by CALCULATED, SPECTROPHOTOMETRY</i>	129.98	mg/dL	OPTIMAL: < 130.0 ABOVE OPTIMAL: 130.0 - 159.0 BORDERLINE HIGH: 160.0 - 189.0 HIGH: 190.0 - 219.0 VERY HIGH: > OR = 220.0
VLDL CHOLESTEROL: SERUM <i>by CALCULATED, SPECTROPHOTOMETRY</i>	39.81	mg/dL	0.00 - 45.00
TOTAL LIPIDS: SERUM <i>by CALCULATED, SPECTROPHOTOMETRY</i>	523.73	mg/dL	350.00 - 700.00
CHOLESTEROL/HDL RATIO: SERUM <i>by CALCULATED, SPECTROPHOTOMETRY</i>	5.02 ^H	RATIO	LOW RISK: 3.30 - 4.40 AVERAGE RISK: 4.50 - 7.0 MODERATE RISK: 7.10 - 11.0 HIGH RISK: > 11.0




DR.VINAY CHOPRA
CONSULTANT PATHOLOGIST
MBBS, MD (PATHOLOGY & MICROBIOLOGY)


DR.YUGAM CHOPRA
CONSULTANT PATHOLOGIST
MBBS, MD (PATHOLOGY)





P K R JAIN HEALTHCARE INSTITUTE

NASIRPUR, Hissar Road, AMBALA CITY- (Haryana)

A PIONEER DIAGNOSTIC CENTRE

☎ 0171-2532620, 8222896961 ✉ pkrajainhealthcare@gmail.com

NAME : Mr. AMRIK SINGH
AGE/ GENDER : 72 YRS/MALE
COLLECTED BY :
REFERRED BY :
BARCODE NO. : 12507529
CLIENT CODE. : P.K.R JAIN HEALTHCARE INSTITUTE
CLIENT ADDRESS : NASIRPUR, HISSAR ROAD, AMBALA CITY - HARYANA


PATIENT ID : 1793965
REG. NO./LAB NO. : 122503170002
REGISTRATION DATE : 17/Mar/2025 08:10 AM
COLLECTION DATE : 17/Mar/2025 08:28AM
REPORTING DATE : 17/Mar/2025 01:25PM


Test Name	Value	Unit	Biological Reference interval
LDL/HDL RATIO: SERUM <i>by CALCULATED, SPECTROPHOTOMETRY</i>	2.79	RATIO	LOW RISK: 0.50 - 3.0 MODERATE RISK: 3.10 - 6.0 HIGH RISK: > 6.0
TRIGLYCERIDES/HDL RATIO: SERUM <i>by CALCULATED, SPECTROPHOTOMETRY</i>	6.15 ^H	RATIO	3.00 - 5.00

INTERPRETATION:

1. Measurements in the same patient can show physiological & analytical variations. Three serial samples 1 week apart are recommended for Total Cholesterol, Triglycerides, HDL & LDL Cholesterol.
2. As per NLA-2014 guidelines, all adults above the age of 20 years should be screened for lipid status. Selective screening of children above the age of 2 years with a family history of premature cardiovascular disease or those with at least one parent with high total cholesterol is recommended.
3. Low HDL levels are associated with increased risk for Atherosclerotic Cardiovascular disease (ASCVD) due to insufficient HDL being available to participate in reverse cholesterol transport, the process by which cholesterol is eliminated from peripheral tissues.
4. NLA-2014 identifies Non HDL Cholesterol (an indicator of all atherogenic lipoproteins such as LDL, VLDL, IDL, Lp(a), Chylomicron remnants) along with LDL-cholesterol as co-primary target for cholesterol lowering therapy. Note that major risk factors can modify treatment goals for LDL & Non HDL.
5. Additional testing for Apolipoprotein B, hsCRP, Lp(a) & LP-PLA2 should be considered among patients with moderate risk for ASCVD for risk refinement




DR. VINAY CHOPRA
CONSULTANT PATHOLOGIST
MBBS, MD (PATHOLOGY & MICROBIOLOGY)


DR. YUGAM CHOPRA
CONSULTANT PATHOLOGIST
MBBS, MD (PATHOLOGY)





P K R JAIN HEALTHCARE INSTITUTE

NASIRPUR, Hissar Road, AMBALA CITY- (Haryana)

A PIONEER DIAGNOSTIC CENTRE

☎ 0171-2532620, 8222896961 ✉ pkrjainhealthcare@gmail.com

NAME : Mr. AMRIK SINGH
AGE/ GENDER : 72 YRS/MALE
COLLECTED BY :
REFERRED BY :
BARCODE NO. : 12507529
CLIENT CODE. : P.K.R JAIN HEALTHCARE INSTITUTE
CLIENT ADDRESS : NASIRPUR, HISSAR ROAD, AMBALA CITY - HARYANA


PATIENT ID : 1793965
REG. NO./LAB NO. : 122503170002
REGISTRATION DATE : 17/Mar/2025 08:10 AM
COLLECTION DATE : 17/Mar/2025 08:28AM
REPORTING DATE : 17/Mar/2025 04:47PM


Test Name	Value	Unit	Biological Reference interval
-----------	-------	------	-------------------------------

KIDNEY FUNCTION TEST (BASIC)

UREA: SERUM by UREASE - GLUTAMATE DEHYDROGENASE (GLDH)	26.27	mg/dL	10.00 - 50.00
CREATININE: SERUM by ENZYMATIC, SPECTROPHOTOMETRY	1.03	mg/dL	0.40 - 1.40
BLOOD UREA NITROGEN (BUN): SERUM by CALCULATED, SPECTROPHOTOMETRY	12.28	mg/dL	7.0 - 25.0
BLOOD UREA NITROGEN (BUN)/CREATININE RATIO: SERUM by CALCULATED, SPECTROPHOTOMETRY	11.92	RATIO	10.0 - 20.0
UREA/CREATININE RATIO: SERUM by CALCULATED, SPECTROPHOTOMETRY	25.5	RATIO	
URIC ACID: SERUM by URICASE - OXIDASE PEROXIDASE	3.9	mg/dL	3.60 - 7.70




DR.VINAY CHOPRA
CONSULTANT PATHOLOGIST
MBBS, MD (PATHOLOGY & MICROBIOLOGY)


DR.YUGAM CHOPRA
CONSULTANT PATHOLOGIST
MBBS, MD (PATHOLOGY)





P K R JAIN HEALTHCARE INSTITUTE

NASIRPUR, Hissar Road, AMBALA CITY- (Haryana)

A PIONEER DIAGNOSTIC CENTRE

☎ 0171-2532620, 8222896961 ✉ pkrjainhealthcare@gmail.com

NAME	: Mr. AMRIK SINGH	PATIENT ID	: 1793965
AGE/ GENDER	: 72 YRS/MALE	REG. NO./LAB NO.	: 122503170002
COLLECTED BY	:	REGISTRATION DATE	: 17/Mar/2025 08:10 AM
REFERRED BY	:	COLLECTION DATE	: 17/Mar/2025 08:28AM
BARCODE NO.	: 12507529	REPORTING DATE	: 17/Mar/2025 04:47PM
CLIENT CODE.	: P.K.R JAIN HEALTHCARE INSTITUTE		
CLIENT ADDRESS	: NASIRPUR, HISSAR ROAD, AMBALA CITY - HARYANA		

Test Name	Value	Unit	Biological Reference interval
-----------	-------	------	-------------------------------

INTERPRETATION:

Normal range for a healthy person on normal diet: 12 - 20

To Differentiate between pre- and postrenal azotemia.

INCREASED RATIO (>20:1) WITH NORMAL CREATININE:

1. Prerenal azotemia (BUN rises without increase in creatinine) e.g. heart failure, salt depletion, dehydration, blood loss) due to decreased glomerular filtration rate.
2. Catabolic states with increased tissue breakdown.
3. GI hemorrhage.
4. High protein intake.
5. Impaired renal function plus .
6. Excess protein intake or production or tissue breakdown (e.g. infection, GI bleeding, thyrotoxicosis, Cushings syndrome, high protein diet, burns, surgery, cachexia, high fever).
7. Urine reabsorption (e.g. ureterocolostomy)
8. Reduced muscle mass (subnormal creatinine production)
9. Certain drugs (e.g. tetracycline, glucocorticoids)

INCREASED RATIO (>20:1) WITH ELEVATED CREATININE LEVELS:

1. Postrenal azotemia (BUN rises disproportionately more than creatinine) (e.g. obstructive uropathy).
2. Prerenal azotemia superimposed on renal disease.

DECREASED RATIO (<10:1) WITH DECREASED BUN :

1. Acute tubular necrosis.
2. Low protein diet and starvation.
3. Severe liver disease.
4. Other causes of decreased urea synthesis.
5. Repeated dialysis (urea rather than creatinine diffuses out of extracellular fluid).
6. Inherited hyperammonemias (urea is virtually absent in blood).
7. SIADH (syndrome of inappropriate antidiuretic hormone) due to tubular secretion of urea.
8. Pregnancy.

DECREASED RATIO (<10:1) WITH INCREASED CREATININE:


1. Phenacimide therapy (accelerates conversion of creatine to creatinine).
2. Rhabdomyolysis (releases muscle creatinine).
3. Muscular patients who develop renal failure.


INAPPROPRIATE RATIO:

1. Diabetic ketoacidosis (acetoacetate causes false increase in creatinine with certain methodologies, resulting in normal ratio when dehydration should produce an increased BUN/creatinine ratio).
2. Cephalosporin therapy (interferes with creatinine measurement).

*** End Of Report ***




DR. VINAY CHOPRA
CONSULTANT PATHOLOGIST
MBBS, MD (PATHOLOGY & MICROBIOLOGY)


DR. YUGAM CHOPRA
CONSULTANT PATHOLOGIST
MBBS, MD (PATHOLOGY)

