



# P K R JAIN HEALTHCARE INSTITUTE

NASIRPUR, Hissar Road, AMBALA CITY- (Haryana)

## A PIONEER DIAGNOSTIC CENTRE

☎ 0171-2532620, 8222896961 ✉ pkrjainhealthcare@gmail.com

TEST PERFORMED AT KOS DIAGNOSTIC LAB, AMBALA CANTT.

<b>NAME</b>	: Mrs. PRIYANKA	<b>PATIENT ID</b>	: 1810612
<b>AGE/ GENDER</b>	: 37 YRS/FEMALE	<b>REG. NO./LAB NO.</b>	: 122503290004
<b>COLLECTED BY</b>	:	<b>REGISTRATION DATE</b>	: 29/Mar/2025 08:34 AM
<b>REFERRED BY</b>	:	<b>COLLECTION DATE</b>	: 29/Mar/2025 08:34AM
<b>BARCODE NO.</b>	: 12507776	<b>REPORTING DATE</b>	: 29/Mar/2025 10:29AM
<b>CLIENT CODE.</b>	: P.K.R JAIN HEALTHCARE INSTITUTE		
<b>CLIENT ADDRESS</b>	: NASIRPUR, HISSAR ROAD, AMBALA CITY - HARYANA		

Test Name	Value	Unit	Biological Reference interval
-----------	-------	------	-------------------------------

### CLINICAL CHEMISTRY/BIOCHEMISTRY

#### CHOLESTEROL: SERUM

CHOLESTEROL TOTAL: SERUM by CHOLESTEROL OXIDASE PAP	173.79	mg/dL	OPTIMAL: < 200.0 BORDERLINE HIGH: 200.0 - 239.0 HIGH CHOLESTEROL: > OR = 240.0
--	--------	-------	--


#### INTERPRETATION:


NATIONAL LIPID ASSOCIATION RECOMMENDATIONS (NLA-2014)	CHOLESTEROL IN ADULTS (mg/dL)	CHOLESTEROL IN ADULTS (mg/dL)
DESIRABLE	< 200.0	< 170.0
BORDERLINE HIGH	200.0 – 239.0	171.0 – 199.0
HIGH	>= 240.0	>= 200.0

#### NOTE:

- Measurements in the same patient can show physiological & analytical variations. Three serial samples 1 week apart are recommended for Total Cholesterol, Triglycerides, HDL & LDL Cholesterol.
- As per National Lipid association - 2014 guidelines, all adults above the age of 20 years should be screened for lipid status. Selective screening of children above the age of 2 years with a family history of premature cardiovascular disease or those with at least one parent with high total cholesterol is recommended.



  
 DR.VINAY CHOPRA  
 CONSULTANT PATHOLOGIST  
 MBBS, MD (PATHOLOGY & MICROBIOLOGY)

  
 DR.YUGAM CHOPRA  
 CONSULTANT PATHOLOGIST  
 MBBS , MD (PATHOLOGY)





# P K R JAIN HEALTHCARE INSTITUTE

NASIRPUR, Hissar Road, AMBALA CITY- (Haryana)

**A PIONEER DIAGNOSTIC CENTRE**

☎ 0171-2532620, 8222896961 ✉ pkrjainhealthcare@gmail.com

TEST PERFORMED AT KOS DIAGNOSTIC LAB, AMBALA CANTT.

<b>NAME</b>	: Mrs. PRIYANKA	<b>PATIENT ID</b>	: 1810612
<b>AGE/ GENDER</b>	: 37 YRS/FEMALE	<b>REG. NO./LAB NO.</b>	: 122503290004
<b>COLLECTED BY</b>	:	<b>REGISTRATION DATE</b>	: 29/Mar/2025 08:34 AM
<b>REFERRED BY</b>	:	<b>COLLECTION DATE</b>	: 29/Mar/2025 08:34AM
<b>BARCODE NO.</b>	: 12507776	<b>REPORTING DATE</b>	: 29/Mar/2025 10:29AM
<b>CLIENT CODE.</b>	: P.K.R JAIN HEALTHCARE INSTITUTE		
<b>CLIENT ADDRESS</b>	: NASIRPUR, HISSAR ROAD, AMBALA CITY - HARYANA		

Test Name	Value	Unit	Biological Reference interval
-----------	-------	------	-------------------------------

## URIC ACID

URIC ACID: SERUM <i>by URICASE - OXIDASE PEROXIDASE</i>	3.22	mg/dL	2.50 - 6.80
--	------	-------	-------------

### INTERPRETATION:-

1.GOUT occurs when high levels of Uric Acid in the blood cause crystals to form & accumulate around a joint.  
 2.Uric Acid is the end product of purine metabolism . Uric acid is excreted to a large degree by the kidneys and to a smaller degree in the intestinal tract by microbial degradation.

### INCREASED:-

#### (A).DUE TO INCREASED PRODUCTION:-

- 1.Idiopathic primary gout.
- 2.Excessive dietary purines (organ meats,legumes,anchovies, etc).
- 3.Cytolytic treatment of malignancies especially leukemias & lymphomas.
- 4.Polycythemia vera & myeloid metaplasia.
- 5.Psoriasis.
- 6.Sickle cell anaemia etc.

#### (B).DUE TO DECREASED EXCRETION (BY KIDNEYS)

- 1.Alcohol ingestion.
- 2.Thiazide diuretics.
- 3.Lactic acidosis.
- 4.Aspirin ingestion (less than 2 grams per day ).
- 5.Diabetic ketoacidosis or starvation.
- 6.Renal failure due to any cause etc.

### DECREASED:-


#### (A).DUE TO DIETARY DEFICIENCY


- 1.Dietary deficiency of Zinc, Iron and molybdenum.
- 2.Fanconi syndrome & Wilsons disease.
- 3.Multiple sclerosis .
- 4.Syndrome of inappropriate antidiuretic hormone (SIADH) secretion & low purine diet etc.

#### (B).DUE TO INCREASED EXCRETION

- 1.Drugs:-Probenecid , sulphinpyrazone, aspirin doses (more than 4 grams per day), corticosteroids and ACTH, anti-coagulants and estrogens etc.



  
 DR.VINAY CHOPRA  
 CONSULTANT PATHOLOGIST  
 MBBS, MD (PATHOLOGY & MICROBIOLOGY)

  
 DR.YUGAM CHOPRA  
 CONSULTANT PATHOLOGIST  
 MBBS , MD (PATHOLOGY)





# P K R JAIN HEALTHCARE INSTITUTE

NASIRPUR, Hissar Road, AMBALA CITY- (Haryana)

## A PIONEER DIAGNOSTIC CENTRE

☎ 0171-2532620, 8222896961 ✉ pkrajainhealthcare@gmail.com

TEST PERFORMED AT KOS DIAGNOSTIC LAB, AMBALA CANTT.

<b>NAME</b>	: Mrs. PRIYANKA	<b>PATIENT ID</b>	: 1810612
<b>AGE/ GENDER</b>	: 37 YRS/FEMALE	<b>REG. NO./LAB NO.</b>	: 122503290004
<b>COLLECTED BY</b>	:	<b>REGISTRATION DATE</b>	: 29/Mar/2025 08:34 AM
<b>REFERRED BY</b>	:	<b>COLLECTION DATE</b>	: 29/Mar/2025 08:34AM
<b>BARCODE NO.</b>	: 12507776	<b>REPORTING DATE</b>	: 29/Mar/2025 12:18PM
<b>CLIENT CODE.</b>	: P.K.R JAIN HEALTHCARE INSTITUTE		
<b>CLIENT ADDRESS</b>	: NASIRPUR, HISSAR ROAD, AMBALA CITY - HARYANA		

Test Name	Value	Unit	Biological Reference interval
-----------	-------	------	-------------------------------

### ENDOCRINOLOGY

#### THYROID STIMULATING HORMONE (TSH)

THYROID STIMULATING HORMONE (TSH): SERUM 2.67  $\mu$ IU/mL 0.35 - 5.50

by CMIA (CHEMILUMINESCENT MICROPARTICLE IMMUNOASSAY)

3rd GENERATION, ULTRASENSITIVE

#### INTERPRETATION:

AGE	REFERENCE RANGE ( $\mu$ IU/mL)
0 – 5 DAYS	0.70 – 15.20
6 Days – 2 Months	0.70 – 11.00
3 – 11 Months	0.70 – 8.40
1 – 5 Years	0.70 – 7.00
6 – 10 Years	0.60 – 5.50
11 - 15	0.50 – 5.50
> 20 Years (Adults)	0.27 – 5.50
PREGNANCY	
1st Trimester	0.10 - 3.00
2nd Trimester	0.20 - 3.00
3rd Trimester	0.30 - 4.10

**NOTE:- TSH levels are subjected to circadian variation, reaching peak levels between 2-4 a.m and at a minimum between 6-10 pm. The variation is of the order of 50 %. Hence time of the day has influence on the measured serum TSH concentration.**

**USE:-** TSH controls biosynthesis and release of thyroid hormones T4 & T3. It is a sensitive measure of thyroid function, especially useful in early or subclinical hypothyroidism, before the patient develops any clinical findings or goitre or any other thyroid function abnormality.

#### INCREASED LEVELS:

- 1.Primary or untreated hypothyroidism, may vary from 3 times to more than 100 times normal depending on degree of hypofunction.
- 2.Hypothyroid patients receiving insufficient thyroid replacement therapy.
- 3.Hashimotos thyroiditis.
- 4.DRUGS: Amphetamines, Iodine containing agents and dopamine antagonist.
- 5.Neonatal period, increase in 1st 2-3 days of life due to post-natal surge.

#### DECREASED LEVELS:

- 1.Toxic multi-nodular goitre & Thyroiditis.
- 2.Over replacement of thyroid hormone in treatment of hypothyroidism.
- 3.Autonomously functioning Thyroid adenoma
- 4.Secondary pituitary or hypothalamic hypothyroidism
- 5.Acute psychiatric illness
- 6.Severe dehydration.



DR.VINAY CHOPRA  
CONSULTANT PATHOLOGIST  
MBBS, MD (PATHOLOGY & MICROBIOLOGY)

DR.YUGAM CHOPRA  
CONSULTANT PATHOLOGIST  
MBBS, MD (PATHOLOGY)





# P K R JAIN HEALTHCARE INSTITUTE

NASIRPUR, Hissar Road, AMBALA CITY- (Haryana)

**A PIONEER DIAGNOSTIC CENTRE**

☎ 0171-2532620, 8222896961 ✉ pkrjainhealthcare@gmail.com

<b>NAME</b>	: Mrs. PRIYANKA		
<b>AGE/ GENDER</b>	: 37 YRS/FEMALE	<b>PATIENT ID</b>	: 1810612
<b>COLLECTED BY</b>	:	<b>REG. NO./LAB NO.</b>	: 122503290004
<b>REFERRED BY</b>	:	<b>REGISTRATION DATE</b>	: 29/Mar/2025 08:34 AM
<b>BARCODE NO.</b>	: 12507776	<b>COLLECTION DATE</b>	: 29/Mar/2025 08:34AM
<b>CLIENT CODE.</b>	: P.K.R JAIN HEALTHCARE INSTITUTE	<b>REPORTING DATE</b>	: 29/Mar/2025 12:18PM
<b>CLIENT ADDRESS</b>	: NASIRPUR, HISSAR ROAD, AMBALA CITY - HARYANA		

Test Name	Value	Unit	Biological Reference interval
-----------	-------	------	-------------------------------

7.DRUGS: Glucocorticoids, Dopamine, Levodopa, T4 replacement therapy, Anti-thyroid drugs for thyrotoxicosis.

8.Pregnancy: 1st and 2nd Trimester

**LIMITATIONS:**

- 1.TSH may be normal in central hypothyroidism, recent rapid correction of hyperthyroidism or hypothyroidism, pregnancy, phenytoin therapy.
- 2.Autoimmune disorders may produce spurious results.

\*\*\* End Of Report \*\*\*



DR.VINAY CHOPRA  
CONSULTANT PATHOLOGIST  
MBBS, MD (PATHOLOGY & MICROBIOLOGY)

DR.YUGAM CHOPRA  
CONSULTANT PATHOLOGIST  
MBBS , MD (PATHOLOGY)

