



P K R JAIN HEALTHCARE INSTITUTE

NASIRPUR, Hissar Road, AMBALA CITY- (Haryana)

A PIONEER DIAGNOSTIC CENTRE

☎ 0171-2532620, 8222896961 ✉ pkrjainhealthcare@gmail.com

NAME : Mrs. PARAMJEET KAUR
AGE/ GENDER : 42 YRS/FEMALE
COLLECTED BY :
REFERRED BY :
BARCODE NO. : 12507957
CLIENT CODE. : P.K.R JAIN HEALTHCARE INSTITUTE
CLIENT ADDRESS : NASIRPUR, HISSAR ROAD, AMBALA CITY - HARYANA

PATIENT ID : 1822197
REG. NO./LAB NO. : 122504080014
REGISTRATION DATE : 08/Apr/2025 09:38 AM
COLLECTION DATE : 08/Apr/2025 10:16AM
REPORTING DATE : 08/Apr/2025 01:36PM

Test Name	Value	Unit	Biological Reference interval
-----------	-------	------	-------------------------------

HAEMATOLOGY

COMPLETE BLOOD COUNT (CBC)

RED BLOOD CELLS (RBCS) COUNT AND INDICES

HAEMOGLOBIN (HB) by CALORIMETRIC	10.6 ^L	gm/dL	12.0 - 16.0
RED BLOOD CELL (RBC) COUNT by HYDRO DYNAMIC FOCUSING, ELECTRICAL IMPEDENCE	4.02	Millions/cmm	3.50 - 5.00
PACKED CELL VOLUME (PCV) by CALCULATED BY AUTOMATED HEMATOLOGY ANALYZER	33 ^L	%	37.0 - 50.0
MEAN CORPUSCULAR VOLUME (MCV) by CALCULATED BY AUTOMATED HEMATOLOGY ANALYZER	82	fL	80.0 - 100.0
MEAN CORPUSCULAR HAEMOGLOBIN (MCH) by CALCULATED BY AUTOMATED HEMATOLOGY ANALYZER	26.5 ^L	pg	27.0 - 34.0
MEAN CORPUSCULAR HEMOGLOBIN CONC. (MCHC) by CALCULATED BY AUTOMATED HEMATOLOGY ANALYZER	32.3	g/dL	32.0 - 36.0
RED CELL DISTRIBUTION WIDTH (RDW-CV) by CALCULATED BY AUTOMATED HEMATOLOGY ANALYZER	14.5	%	11.00 - 16.00
RED CELL DISTRIBUTION WIDTH (RDW-SD) by CALCULATED BY AUTOMATED HEMATOLOGY ANALYZER	44.6	fL	35.0 - 56.0
MENTZERS INDEX by CALCULATED	20.4	RATIO	BETA THALASSEMIA TRAIT: < 13.0 IRON DEFICIENCY ANEMIA: >13.0
GREEN & KING INDEX by CALCULATED	91.98	RATIO	BETA THALASSEMIA TRAIT: <= 65.0 IRON DEFICIENCY ANEMIA: > 65.0

WHITE BLOOD CELLS (WBCS)

TOTAL LEUCOCYTE COUNT (TLC) by FLOW CYTOMETRY BY SF CUBE & MICROSCOPY	7040	/cmm	4000 - 11000
NUCLEATED RED BLOOD CELLS (nRBCS) by AUTOMATED 6 PART HEMATOLOGY ANALYZER	NIL		0.00 - 20.00
NUCLEATED RED BLOOD CELLS (nRBCS) %	NIL	%	< 10 %




DR.VINAY CHOPRA
CONSULTANT PATHOLOGIST
MBBS, MD (PATHOLOGY & MICROBIOLOGY)


DR.YUGAM CHOPRA
CONSULTANT PATHOLOGIST
MBBS, MD (PATHOLOGY)





P K R JAIN HEALTHCARE INSTITUTE

NASIRPUR, Hissar Road, AMBALA CITY- (Haryana)

A PIONEER DIAGNOSTIC CENTRE

☎ 0171-2532620, 8222896961 ✉ pkrajainhealthcare@gmail.com

NAME : Mrs. PARAMJEET KAUR
AGE/ GENDER : 42 YRS/FEMALE
COLLECTED BY :
REFERRED BY :
BARCODE NO. : 12507957
CLIENT CODE. : P.K.R JAIN HEALTHCARE INSTITUTE
CLIENT ADDRESS : NASIRPUR, HISSAR ROAD, AMBALA CITY - HARYANA

PATIENT ID : 1822197
REG. NO./LAB NO. : 122504080014
REGISTRATION DATE : 08/Apr/2025 09:38 AM
COLLECTION DATE : 08/Apr/2025 10:16AM
REPORTING DATE : 08/Apr/2025 01:36PM

Test Name	Value	Unit	Biological Reference interval
by CALCULATED BY AUTOMATED HEMATOLOGY ANALYZER			
<u>DIFFERENTIAL LEUCOCYTE COUNT (DLC)</u>			
NEUTROPHILS	66	%	50 - 70
by FLOW CYTOMETRY BY SF CUBE & MICROSCOPY			
LYMPHOCYTES	28	%	20 - 40
by FLOW CYTOMETRY BY SF CUBE & MICROSCOPY			
EOSINOPHILS	2	%	1 - 6
by FLOW CYTOMETRY BY SF CUBE & MICROSCOPY			
MONOCYTES	4	%	2 - 12
by FLOW CYTOMETRY BY SF CUBE & MICROSCOPY			
BASOPHILS	0	%	0 - 1
by FLOW CYTOMETRY BY SF CUBE & MICROSCOPY			
<u>ABSOLUTE LEUKOCYTES (WBC) COUNT</u>			
ABSOLUTE NEUTROPHIL COUNT	4646	/cmm	2000 - 7500
by FLOW CYTOMETRY BY SF CUBE & MICROSCOPY			
ABSOLUTE LYMPHOCYTE COUNT	1971	/cmm	800 - 4900
by FLOW CYTOMETRY BY SF CUBE & MICROSCOPY			
ABSOLUTE EOSINOPHIL COUNT	141	/cmm	40 - 440
by FLOW CYTOMETRY BY SF CUBE & MICROSCOPY			
ABSOLUTE MONOCYTE COUNT	282	/cmm	80 - 880
by FLOW CYTOMETRY BY SF CUBE & MICROSCOPY			
ABSOLUTE BASOPHIL COUNT	0	/cmm	0 - 110
by FLOW CYTOMETRY BY SF CUBE & MICROSCOPY			
<u>PLATELETS AND OTHER PLATELET PREDICTIVE MARKERS.</u>			
PLATELET COUNT (PLT)	184000	/cmm	150000 - 450000
by HYDRO DYNAMIC FOCUSING, ELECTRICAL IMPEDENCE			
PLATELETCRIT (PCT)	0.28	%	0.10 - 0.36
by HYDRO DYNAMIC FOCUSING, ELECTRICAL IMPEDENCE			
MEAN PLATELET VOLUME (MPV)	15 ^H	fL	6.50 - 12.0
by HYDRO DYNAMIC FOCUSING, ELECTRICAL IMPEDENCE			
PLATELET LARGE CELL COUNT (P-LCC)	115000 ^H	/cmm	30000 - 90000
by HYDRO DYNAMIC FOCUSING, ELECTRICAL IMPEDENCE			
PLATELET LARGE CELL RATIO (P-LCR)	62.1 ^H	%	11.0 - 45.0
by HYDRO DYNAMIC FOCUSING, ELECTRICAL IMPEDENCE			
PLATELET DISTRIBUTION WIDTH (PDW)	16	%	15.0 - 17.0




DR.VINAY CHOPRA
CONSULTANT PATHOLOGIST
MBBS, MD (PATHOLOGY & MICROBIOLOGY)


DR.YUGAM CHOPRA
CONSULTANT PATHOLOGIST
MBBS, MD (PATHOLOGY)





P K R JAIN HEALTHCARE INSTITUTE

NASIRPUR, Hissar Road, AMBALA CITY- (Haryana)

A PIONEER DIAGNOSTIC CENTRE


☎ 0171-2532620, 8222896961 ✉ pkrajainhealthcare@gmail.com


NAME	: Mrs. PARAMJEET KAUR	PATIENT ID	: 1822197
AGE/ GENDER	: 42 YRS/FEMALE	REG. NO./LAB NO.	: 122504080014
COLLECTED BY	:	REGISTRATION DATE	: 08/Apr/2025 09:38 AM
REFERRED BY	:	COLLECTION DATE	: 08/Apr/2025 10:16AM
BARCODE NO.	: 12507957	REPORTING DATE	: 08/Apr/2025 01:36PM
CLIENT CODE.	: P.K.R JAIN HEALTHCARE INSTITUTE		
CLIENT ADDRESS	: NASIRPUR, HISSAR ROAD, AMBALA CITY - HARYANA		


Test Name	Value	Unit	Biological Reference interval
-----------	-------	------	-------------------------------

by HYDRO DYNAMIC FOCUSING, ELECTRICAL IMPEDENCE

NOTE: TEST CONDUCTED ON EDTA WHOLE BLOOD




DR.VINAY CHOPRA
CONSULTANT PATHOLOGIST
MBBS, MD (PATHOLOGY & MICROBIOLOGY)


DR.YUGAM CHOPRA
CONSULTANT PATHOLOGIST
MBBS, MD (PATHOLOGY)





P K R JAIN HEALTHCARE INSTITUTE

NASIRPUR, Hissar Road, AMBALA CITY- (Haryana)

A PIONEER DIAGNOSTIC CENTRE

☎ 0171-2532620, 8222896961 ✉ pkrjainhealthcare@gmail.com

NAME : Mrs. PARAMJEET KAUR
AGE/ GENDER : 42 YRS/FEMALE
COLLECTED BY :
REFERRED BY :
BARCODE NO. : 12507957
CLIENT CODE. : P.K.R JAIN HEALTHCARE INSTITUTE
CLIENT ADDRESS : NASIRPUR, HISSAR ROAD, AMBALA CITY - HARYANA

PATIENT ID : 1822197
REG. NO./LAB NO. : 122504080014
REGISTRATION DATE : 08/Apr/2025 09:38 AM
COLLECTION DATE : 08/Apr/2025 10:16AM
REPORTING DATE : 08/Apr/2025 03:46PM

Test Name	Value	Unit	Biological Reference interval
-----------	-------	------	-------------------------------

CLINICAL PATHOLOGY

URINE ROUTINE & MICROSCOPIC EXAMINATION

PHYSICAL EXAMINATION

QUANTITY RECIEVED	10	ml	
by DIP STICK/REFLECTANCE SPECTROPHOTOMETRY			
COLOUR	AMBER YELLOW		PALE YELLOW
by DIP STICK/REFLECTANCE SPECTROPHOTOMETRY			
TRANSPARANCY	HAZY		CLEAR
by DIP STICK/REFLECTANCE SPECTROPHOTOMETRY			
SPECIFIC GRAVITY	<=1.005		1.002 - 1.030
by DIP STICK/REFLECTANCE SPECTROPHOTOMETRY			


CHEMICAL EXAMINATION

REACTION	ACIDIC		
by DIP STICK/REFLECTANCE SPECTROPHOTOMETRY			
PROTEIN	Negative		NEGATIVE (-ve)
by DIP STICK/REFLECTANCE SPECTROPHOTOMETRY			
SUGAR	Negative		NEGATIVE (-ve)
by DIP STICK/REFLECTANCE SPECTROPHOTOMETRY			
pH	<=5.0		5.0 - 7.5
by DIP STICK/REFLECTANCE SPECTROPHOTOMETRY			
BILIRUBIN	Negative		NEGATIVE (-ve)
by DIP STICK/REFLECTANCE SPECTROPHOTOMETRY			
NITRITE	Negative		NEGATIVE (-ve)
by DIP STICK/REFLECTANCE SPECTROPHOTOMETRY.			
UROBILINOGEN	Normal	EU/dL	0.2 - 1.0
by DIP STICK/REFLECTANCE SPECTROPHOTOMETRY			
KETONE BODIES	Negative		NEGATIVE (-ve)
by DIP STICK/REFLECTANCE SPECTROPHOTOMETRY			
BLOOD	Negative		NEGATIVE (-ve)
by DIP STICK/REFLECTANCE SPECTROPHOTOMETRY			
ASCORBIC ACID	NEGATIVE (-ve)		NEGATIVE (-ve)
by DIP STICK/REFLECTANCE SPECTROPHOTOMETRY			

MICROSCOPIC EXAMINATION




DR.VINAY CHOPRA
CONSULTANT PATHOLOGIST
MBBS, MD (PATHOLOGY & MICROBIOLOGY)


DR.YUGAM CHOPRA
CONSULTANT PATHOLOGIST
MBBS, MD (PATHOLOGY)





P K R JAIN HEALTHCARE INSTITUTE

NASIRPUR, Hissar Road, AMBALA CITY- (Haryana)

A PIONEER DIAGNOSTIC CENTRE

☎ 0171-2532620, 8222896961 ✉ pkrajainhealthcare@gmail.com

NAME : Mrs. PARAMJEET KAUR
AGE/ GENDER : 42 YRS/FEMALE
COLLECTED BY :
REFERRED BY :
BARCODE NO. : 12507957
CLIENT CODE. : P.K.R JAIN HEALTHCARE INSTITUTE
CLIENT ADDRESS : NASIRPUR, HISSAR ROAD, AMBALA CITY - HARYANA

PATIENT ID : 1822197
REG. NO./LAB NO. : 122504080014
REGISTRATION DATE : 08/Apr/2025 09:38 AM
COLLECTION DATE : 08/Apr/2025 10:16AM
REPORTING DATE : 08/Apr/2025 03:46PM

Test Name	Value	Unit	Biological Reference interval
RED BLOOD CELLS (RBCs) <i>by MICROSCOPY ON CENTRIFUGED URINARY SEDIMENT</i>	NEGATIVE (-ve)	/HPF	0 - 3
PUS CELLS <i>by MICROSCOPY ON CENTRIFUGED URINARY SEDIMENT</i>	10-12	/HPF	0 - 5
EPITHELIAL CELLS <i>by MICROSCOPY ON CENTRIFUGED URINARY SEDIMENT</i>	10-15	/HPF	ABSENT
CRYSTALS <i>by MICROSCOPY ON CENTRIFUGED URINARY SEDIMENT</i>	NEGATIVE (-ve)		NEGATIVE (-ve)
CASTS <i>by MICROSCOPY ON CENTRIFUGED URINARY SEDIMENT</i>	NEGATIVE (-ve)		NEGATIVE (-ve)
BACTERIA <i>by MICROSCOPY ON CENTRIFUGED URINARY SEDIMENT</i>	NEGATIVE (-ve)		NEGATIVE (-ve)
OTHERS <i>by MICROSCOPY ON CENTRIFUGED URINARY SEDIMENT</i>	NEGATIVE (-ve)		NEGATIVE (-ve)
TRICHOMONAS VAGINALIS (PROTOZOA) <i>by MICROSCOPY ON CENTRIFUGED URINARY SEDIMENT</i>	ABSENT		ABSENT

*** End Of Report ***




DR.VINAY CHOPRA
CONSULTANT PATHOLOGIST
MBBS, MD (PATHOLOGY & MICROBIOLOGY)


DR.YUGAM CHOPRA
CONSULTANT PATHOLOGIST
MBBS, MD (PATHOLOGY)

