

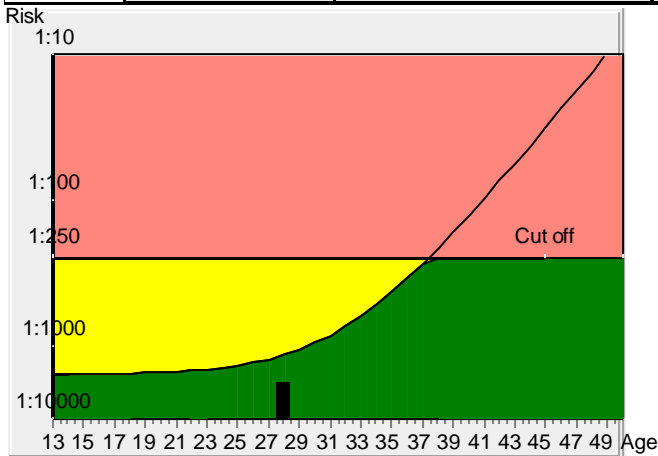
**KOS DIAGNOSTIC LAB 6349/1, NICHOLSON ROAD,
AMBALA CANTT**

Result Down's syndrome screening

Name	MRS. PRIYA	Sample ID	2501220080/AMB	diabetes	no
Patient ID		D.O.B.	8/08/1997	Fetuses	1
Day of serum taking	4/01/2025	Age at delivery	27.9	Smoker	no
Date of report:	5/01/2025	Weight [kg]	60 kg	IVF	no
Previous trisomy 21 pregnancies	no			Ethnic origin	Asian

Corrected MoM's and calculated risks

AFP	32.4	ng/ml	0.99	Corr. MoM	Gestational age at sample date	15 + 3
uE3	0.93	ng/ml	0.99	Corr. MoM	determination method	BPD Hadlock
HCG	51895	mIU/ml	1.38	Corr. MoM	Physician	
Inh-A	184	pg/ml	1.10	Corr. MoM		



Tr.21 risk
at term

1:4525

Age risk
at term

1:1176

Down's Syndrome Risk

The calculated risk for Trisomy 21 is below the cut off which represents a low risk.
After the result of the Trisomy 21 test it is expected that among 4525 women with the same data, there is one woman with a trisomy 21 pregnancy and 4524 women with not affected pregnancies.
The calculated risk by PRISCA depends on the accuracy of the information provided by the referring physician.
Please note that risk calculations are statistical approaches and have no diagnostic value!


Neural tube defects risk


The corrected MoM AFP (0.99) is located in the low risk area for neural tube defects.

Risk for trisomy 18

The calculated risk for trisomy 18 is < 1:10000, which indicates a low risk.

 below cut off

 Below Cut Off, but above Age Risk

 above cut off