


**Visit ID** : 012411210029  
UHID/MR No : 279880  
**Patient Name** : VEDANSHI  
Age/Gender : 1 Y 11 M/Female  
Ref Doctor : Self  
Client Name : MANGLAM DIAGNOSTIC  
Client Add :

Registration : 21/Nov/2024 11:58AM  
Collected : 21/Nov/2024 12:01PM  
Received : 21/Nov/2024 12:01PM  
Reported : 21/Nov/2024 04:54PM  
Client Code : 278  
Barcode No : 10278244



DEPARTMENT OF BIOCHEMISTRY

Test Name	Result	Unit	Bio. Ref. Range
-----------	--------	------	-----------------

**Haemoglobin Electrophoresis (HPLC)**

Hb AO	<b>82.40</b>		83-90 %
Hb A2	2.10		1.50-3.50 %
HbF	<0.8		0.0-1.0 %
HbE	NOT SEEN		Absent
HbD	NOT SEEN		Absent
HbC	NOT SEEN		absent
Others nonspecific	NOT SEEN		
Unknown unidentified variants	NOT SEEN		
Glycosylated haemoglobin( HbA1c)	6.10		

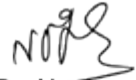
**HEMATOLOGICAL INDICES**

Haemoglobin.	<b>6.90</b>	gm/dl	11.5-16.5
Rbc count Cell Counter	<b>3.13</b>	10 <sup>6</sup> /uL	4.1-5.3
Packed Cell Volume	<b>24.10</b>	%	35-49
MCV.	77.00		
MCH.	21.90		
Mean Corpuscular Haemoglobin Concentration (MCHC) Calculated	<b>28.4</b>	g/dL	32.3-35.6
RDW	18.00		

COMMENTS: NORMAL PATTERN. NO ABNORMALITY DETECTED.

\*\*\* End Of Report \*\*\*

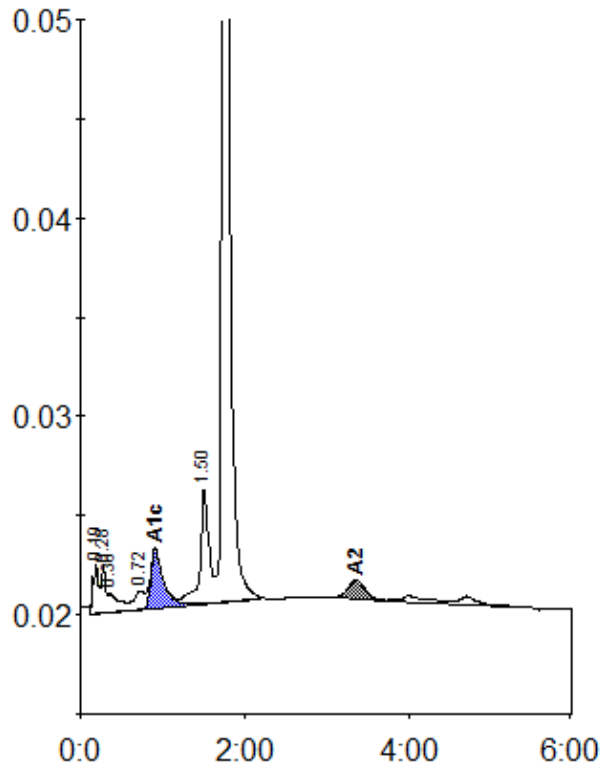
  
Dr. V.K. Dogra  
MD Path. , Sr. Consultant Pathologist  
Director

  
Dr. Neelam Dogra  
MBBS  
Director  
Checked By



# Patient report

Bio-Rad                      DATE: 11/21/2024  
D-10                         TIME: 04:40 PM  
S/N: #DJ7C059404        Software version: 4.30-2  
Sample ID:                 10278244  
Injection date             11/21/2024 04:37 PM  
Injection #: 20             Method: HbA2/F  
Rack #: ---                 Rack position: 6



Peak table - ID: 10278244

Peak	R.time	Height	Area	Area %
A1a	0.19	2430	12918	1.8
A1b	0.28	2334	6758	1.0
Unknown	0.36	946	8773	1.2
LA1c/CHb-1	0.72	948	9175	1.3
A1c	0.91	2963	31235	6.1
P3	1.50	5779	43831	6.2
A0	1.75	137237	584120	82.4
A2	3.35	901	12181	2.1
Total Area:			708992 *	

Concentration:	%
A1c	6.1
A2	2.1