

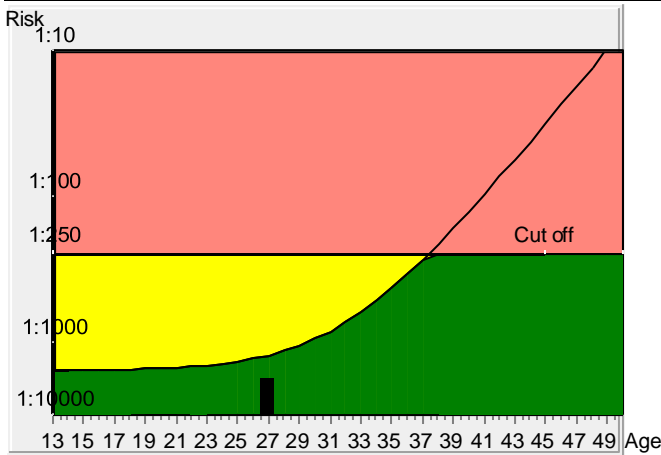
**KOS DIAGNOSTIC LAB 6349/1, NICHOLSON ROAD,  
AMBALA**

**Result Down's syndrome screening**

Name	MRS. ANNU	Sample ID	2407221363/AMB	diabetes	no
Patient ID		D.O.B.	16/02/1998	Fetuses	1
Day of serum taking	31/07/2024	Age at delivery	26.8	Smoker	no
Date of report:	1/08/2024	Weight [kg]	53 kg	IVF	no
Previous trisomy 21 pregnancies	no			Ethnic origin	Asian

**Corrected MoM's and calculated risks**

AFP	85.2	ng/ml	1.29	Corr. MoM	Gestational age at sample date	20 + 1
uE3	2.23	ng/ml	1.02	Corr. MoM	determination method	Scan
HCG	16051	mIU/ml	0.82	Corr. MoM	Physician	
Inh-A	204	pg/ml	1.13	Corr. MoM		



**Tr.21 risk**  
at term  
  
<1:10000

**Age risk**  
at term  
  
1:1261

**Down's Syndrome Risk**

**The calculated risk for Trisomy 21 is below the cut off which represents a low risk.**  
After the result of the Trisomy 21 test it is expected that among more than 10000 women with the same data, there is one woman with a trisomy 21 pregnancy.  
The calculated risk by PRISCA depends on the accuracy of the information provided by the referring physician.  
Please note that risk calculations are statistical approaches and have no diagnostic value!


**Neural tube defects risk**


The corrected MoM AFP (1.29) is located in the low risk area for neural tube defects.

**Risk for trisomy 18**

The calculated risk for trisomy 18 is < 1:10000, which indicates a low risk.

 below cut off

 Below Cut Off, but above Age Risk

 above cut off