

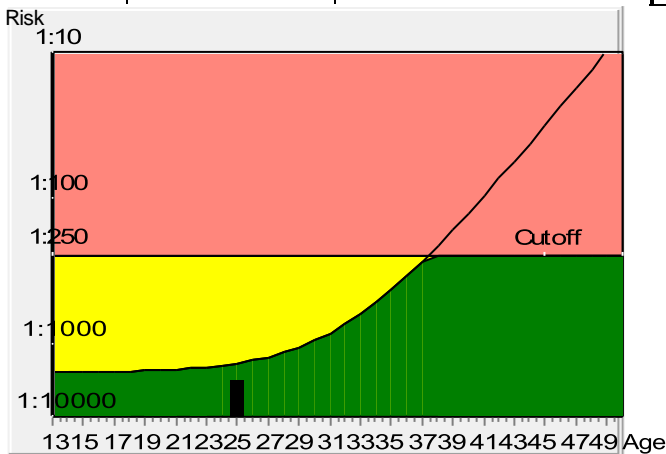
KOS DIAGNOSTIC LAB 6349/1, NICHOLSON ROAD, AMBALA

Result Down's syndrome screening

Name	Mrs. AMRITA	Sample ID	10443841	diabetes	no
		D.O.B.	10/02/00	Fetuses	1
Patient ID	012409040493	Age at delivery	25.0	Smoker	no
Day of serum taking	03/09/24	Weight [kg]	59 kg	IVF	no
Date of report:	04/09/24			Ethnic origin	Asian
Previous trisomy 21 pregnancies	unknown				

Corrected MoM's and calculated risks

AFP	41.9	ng/ml	0.72	Corr. MoM	Gestational age at sample date	18 + 6
uE3	0.631	ng/ml	0.50	Corr. MoM	determination method	Scan
HCG	9551	mIU/ml	0.48	Corr. MoM	Physician	
Inh-A	146.2	pg/ml	0.70	Corr. MoM		



Tr.21 risk
at term
1:4880

Age risk
at term
1:1380

Down's Syndrome Risk


The calculated risk for Trisomy 21 is below the cut off which represents a low risk.
After the result of the Trisomy 21 test it is expected that among 4880 women with the same data, there is one woman with a trisomy 21 pregnancy and 4879 women with not affected pregnancies.
The calculated risk by PRISCA depends on the accuracy of the information provided by the referring physician.
Please note that risk calculations are statistical approaches and have no diagnostic value!


Neural tube defects risk


The corrected MoM AFP (0.72) is located in the low risk area for neural tube defects.

Risk for trisomy 18

The calculated risk for Trisomy 18 is 1:1359, which indicates a low risk.

 below cut off

 Below Cut Off, but above Age Risk

 above cut off