



ISO 9001 : 2008 CERTIFIED LAB

# KOS Diagnostic Lab

(A Unit of KOS Healthcare)



**Dr. Vinay Chopra**  
MD (Pathology & Microbiology)  
Chairman & Consultant Pathologist

**Dr. Yugam Chopra**  
MD (Pathology)  
CEO & Consultant Pathologist

NAME:	<b>Miss. JOYAL</b>	Accession No.:	113470
Age/Gender:	12 Y/Female	Specimen ID:	BC2401199
Lab NO:	012412140018	Specimen:	Whole Blood HEPARIN
Referred BY:	Self	Collected:	14/Dec/2024 04:41PM
Remark:		Registered:	14/Dec/2024 04:40PM
		Reported:	06/Jan/2025 02:29PM

www.kosinfo.com

## CYTOGENETICS REPORT

### Test Name: Karyotype - Blood

#### RESULT:

Method:	G-banding
Metaphases counted:	20
Metaphases analyzed:	20
Metaphases karyotyped:	14
Banding Resolution:	400
Karyotype (ISCN 2016):	46,XX

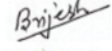
#### INTERPRETATION:


Normal female chromosome complement. There is no evidence of aneuploidy or structural rearrangement at the resolution of banding analysis.

#### RECOMMENDATIONS:

Chromosome microarray analysis is recommended for this patient because this test will be able to detect submicroscopic deletions and duplications in the genome, which cannot be detected by chromosome analysis. CMA is now considered the first-tier cytogenetic diagnostic test (Miller et al., 2010; Manning, Hudgins and the ACMG Professional Practice and Guidelines Committee, 2010). This testing is now available in our Laboratory, contact us for more information. In addition, a complete genetic evaluation should be considered to rule out other genetic etiologies associated with the clinical finding(s) in this patient. Genetic counseling is recommended.

  
**Tara Nath**  
Quality Manager

  
**Mr. Brijesh**  
Authorised Signatory  
PhD(P)

  
**DR. S. KUMAR**  
MBBS, MD  
Consultant Pathologist



Page 1 of 2

### NOTE:

***This Sample was outsourced***



ISO 9001 : 2008 CERTIFIED LAB

# KOS Diagnostic Lab

(A Unit of KOS Healthcare)



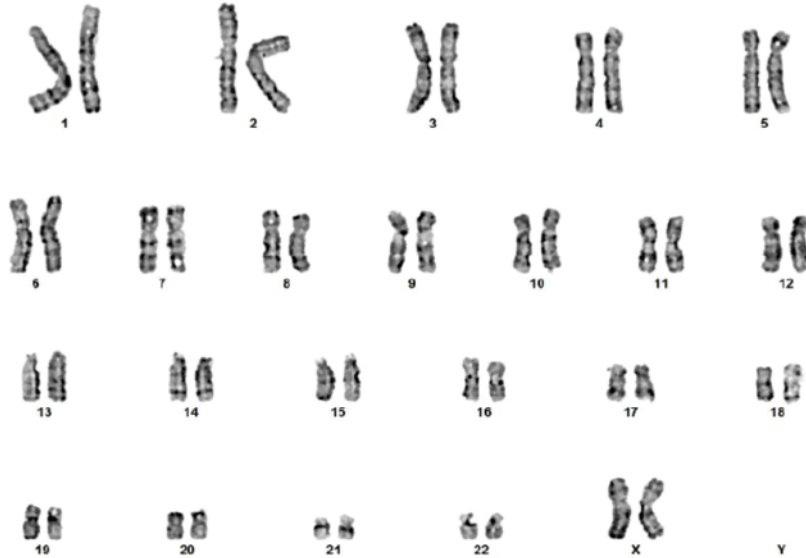
**Dr. Vinay Chopra**  
MD (Pathology & Microbiology)  
Chairman & Consultant Pathologist

**Dr. Yugam Chopra**  
MD (Pathology)  
CEO & Consultant Pathologist

NAME: <b>Miss. JOYAL</b>	Accession No.:	113470
Age/Gender: 12 Y/Female	Specimen ID:	BC2401199
Lab NO: 012412140018	Specimen:	Whole Blood HEPARIN
Referred BY: Self	Collected:	14/Dec/2024 04:41PM
Remark:	Registered:	14/Dec/2024 04:40PM
	Reported:	06/Jan/2025 02:29PM

## CYTOGENETICS REPORT

### KARYOTYPE:



**Disclaimer:** Although the methodology used in this analysis and interpretation is highly accurate, it does not detect small rearrangements and very low-level mosaicism, which are detectable only by molecular methods. Failure to detect an alteration at any locus does not exclude the diagnosis of any of the disorders. LABASSURE can assist the physician in determining the appropriate test in the context of clinical indications.

\*\*\* End Of Report \*\*\*

**Tara Nath**  
Quality Manager

**Mr. Brijesh**  
Authorised Signatory  
PhD(P)

**DR. S. KUMAR**  
MBBS, MD  
Consultant Pathologist

