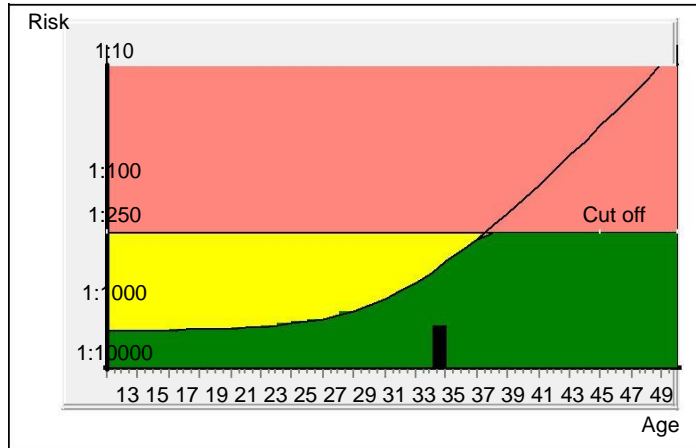


PRISCA 5.0.2.37

Licensed for: **KOS DIAGNOSTIC LAB.,**  
**6349/1, NICHOLSON ROAD, AMBALA CANTT**

Results for:	Sample no	Date of report:
MRS. RITU	1610220109/AMB	11-10-2016
Referring Doctors	KOS DIAGNOSTIC LAB	

Summary



Patient data	
Age at delivery	34.6
WOP	18+ 1
Weight	70 kg
Patient ID	

Risks at term	
Biochemical risk for Tr.21	1:1409
Age risk:	1:468
Neural tube defects risk	<1:10000

For MRS. RITU, born on 17-08-1982, a screening test was performed on the 06-10-2016. Prisca screens for Trisomy 21, Trisomy 18 and Neural tube defects (NTD).




**TRISOMY 21 SCREENING**  
**The calculated risk for Trisomy 21 is below the cut off which represents a low risk.**  
 After the result of the Trisomy 21 test it is expected that among 1409 women with the same data, there is one woman with a trisomy 21 pregnancy and 1408 women with not affected pregnancies.  
 The calculated risk by PRISCA depends on the accuracy of the information provided by the referring physician.  
 Please note that risk calculations are statistical approaches and have no diagnostic value!

MEASURED SERUM VALUES		
	Value	Corr. MoMs
AFP	40.4 ng/ml	0.84
HCG	19692 mIU/ml	0.92
uE3	1 ng/ml	0.91
Gestation age	18+ 1	
Method	LMP	

The MoMs have been corrected according to:  
 maternal weight  
 ethnic origin

**TRISOMY 18 SCREENING**  
**The calculated risk for trisomy 18 is < 1:10000, which indicates a low risk.**

**NEURAL TUBE DEFECTS (NTD) SCREENING**  
**The corrected MoM AFP (0.84) is located in the low risk area for neural tube defects.**

 Risk above Cut off	 Risk above Age risk	 Risk below Age risk
--	---	---