

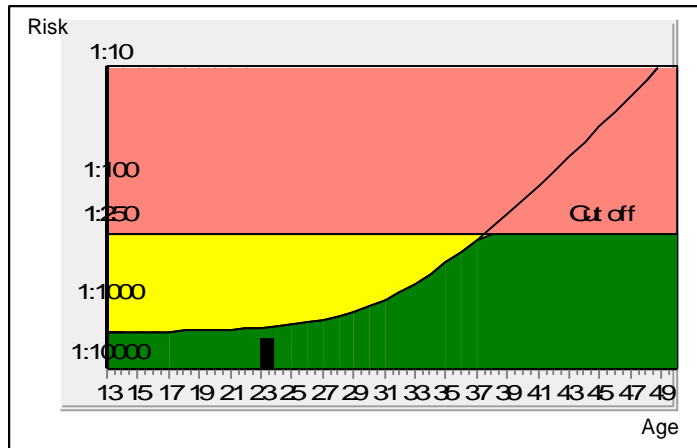
PRISCA 5.0.2.37

Licensed for: **KOS DIAGNOSTIC LAB**
6349/1, NICHOLSON ROAD, AMBALA CANTT

Results for: MRS. PAYAL	Sample no 1706220531/AMB	Date of report: 22-06-2017
----------------------------	-----------------------------	-------------------------------

Referring Doctors	KOS DIAGNOSTIC LAB
-------------------	--------------------

Summary



Patient data	
Age at delivery	23.3
WOP	18+ 6
Weight	99.7 kg
Patient ID	

Risks at term	
Biochemical risk for Tr.21	1:6557
Age risk:	1:1453
Neural tube defects risk	<1:10000

For MRS. PAYAL , born on 15-07-1994, a screening test was performed on the 21-06-2017. Prisca screens for Trisomy 21, Trisomy 18 and Neural tube defects (NTD).




TRISOMY 21 SCREENING

The calculated risk for Trisomy 21 is below the cut off which represents a low risk.
 After the result of the Trisomy 21 test it is expected that among 6557 women with the same data, there is one woman with a trisomy 21 pregnancy and 6556 women with not affected pregnancies.
 The calculated risk by PRISCA depends on the accuracy of the information provided by the referring physician.
 Please note that risk calculations are statistical approaches and have no diagnostic value!

MEASURED SERUM VALUES		
	Value	Corr. MoMs
AFP	33.8 ng/ml	0.80
HCG	10164 mIU/ml	0.63
uE3	1 ng/ml	0.86
Gestation age	18+ 6	
Method	BPD Hadlock	
The MoMs have been corrected according to: maternal weight ethnic origin		

TRISOMY 18 SCREENING
The calculated risk for trisomy 18 is < 1:10000, which indicates a low risk.

NEURAL TUBE DEFECTS (NTD) SCREENING
The corrected MoM AFP (0.80) is located in the low risk area for neural tube defects.

 Risk above Cut off	 Risk above Age risk	 Risk below Age risk
--	---	---