

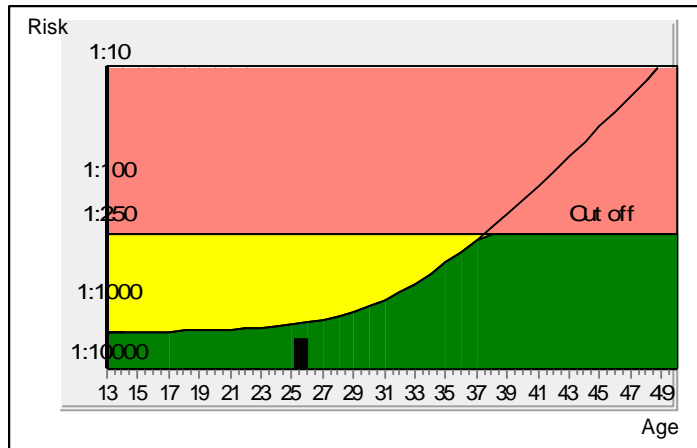
PRISCA 5.0.2.37

Licensed for: **KOS DIAGNOSTIC LAB**
6349/1, NICHOLSON ROAD, AMBALA CANTT

Results for: MRS. NEHA	Sample no 1706220691/CMP	Date of report: 29-06-2017
---------------------------	-----------------------------	-------------------------------

Referring Doctors

Summary



Patient data	
Age at delivery	25.5
WOP	18+ 3
Weight	75 kg
Patient ID	

Risks at term	
Biochemical risk for Tr.21	1:2514
Age risk:	1:1348
Neural tube defects risk	<1:10000

For MRS. NEHA, born on 11-05-1992, a screening test was performed on the 28-06-2017. Prisca screens for Trisomy 21, Trisomy 18 and Neural tube defects (NTD).

TRISOMY 21 SCREENING

The calculated risk for Trisomy 21 is below the cut off which represents a low risk.
 After the result of the Trisomy 21 test it is expected that among 2514 women with the same data, there is one woman with a trisomy 21 pregnancy and 2513 women with not affected pregnancies.
 The calculated risk by PRISCA depends on the accuracy of the information provided by the referring physician.
 Please note that risk calculations are statistical approaches and have no diagnostic value!

MEASURED SERUM VALUES

	Value	Corr. MoMs
AFP	30.1 ng/ml	0.63
HCG	17207 mIU/ml	0.87
uE3	1 ng/ml	0.87
Gestation age	18+ 3	
Method	LMP	


The MoMs have been corrected according to:
 maternal weight
 ethnic origin

TRISOMY 18 SCREENING


The calculated risk for trisomy 18 is < 1:10000, which indicates a low risk.

NEURAL TUBE DEFECTS (NTD) SCREENING

The corrected MoM AFP (0.63) is located in the low risk area for neural tube defects.

 Risk above Cut off

 Risk above Age risk

 Risk below Age risk