

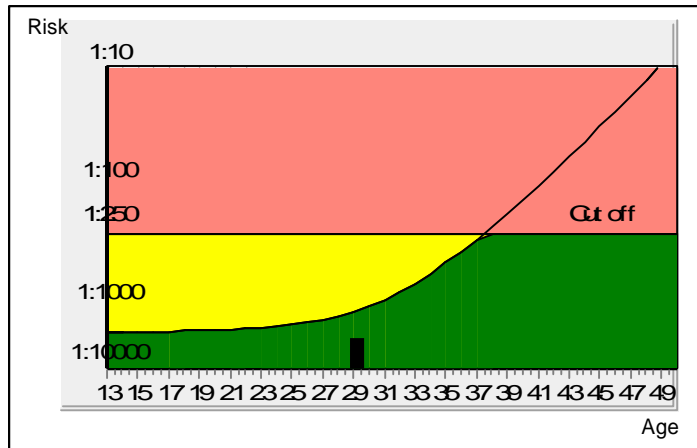
PRISCA 5.0.2.37

Licensed for: **KOS DIAGNOSTIC LAB**  
**6349/1, NICHOLSON ROAD, AMBALA CANTT**

Results for: MRS. SAPNA	Sample no 1707220167/AMB	Date of report: 06-07-2017
----------------------------	-----------------------------	-------------------------------

Referring Doctors	KOS DIAGNOSTIC LAB
-------------------	--------------------

Summary



Patient data	
Age at delivery	29.2
WOP	19+ 5
Weight	53 kg
Patient ID	

Risks at term	
Biochemical risk for Tr.21	1:6693
Age risk:	1:1045
Neural tube defects risk	<1:10000

For MRS. SAPNA , born on 26-08-1988, a screening test was performed on the 05-07-2017. Prisca screens for Trisomy 21, Trisomy 18 and Neural tube defects (NTD).

TRISOMY 21 SCREENING

**The calculated risk for Trisomy 21 is below the cut off which represents a low risk.**  
 After the result of the Trisomy 21 test it is expected that among 6693 women with the same data, there is one woman with a trisomy 21 pregnancy and 6692 women with not affected pregnancies.  
 The calculated risk by PRISCA depends on the accuracy of the information provided by the referring physician.  
 Please note that risk calculations are statistical approaches and have no diagnostic value!

MEASURED SERUM VALUES

	Value	Corr. MoMs
AFP	72.2 ng/ml	0.96
HCG	13640 mIU/ml	0.67
uE3	1.6 ng/ml	1.02




Gestation age 19+ 5  
 Method BPD Hadlock  
 The MoMs have been corrected according to:  
 maternal weight  
 ethnic origin

TRISOMY 18 SCREENING

**The calculated risk for trisomy 18 is < 1:10000, which indicates a low risk.**

NEURAL TUBE DEFECTS (NTD) SCREENING

**The corrected MoM AFP (0.96) is located in the low risk area for neural tube defects.**

 Risk above Cut off	 Risk above Age risk	 Risk below Age risk
--	---	---