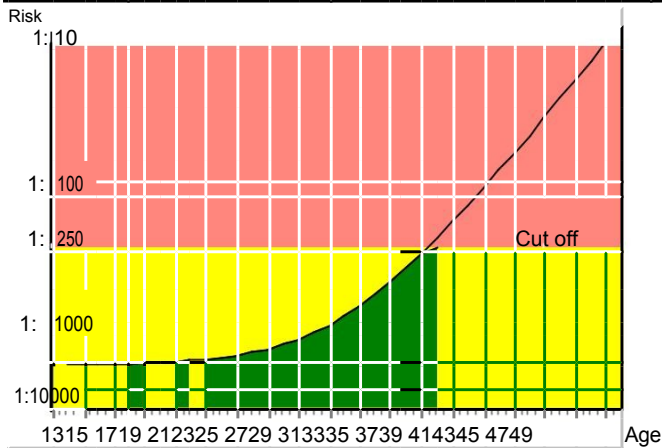


Result Down's syndrome screening

Name	MRS. LUXMI	Sample ID	1708220307/AMB	diabetes	no
Patient ID		D.O.B.	29-11-1981	Fetuses	1
Day of serum taking	11-08-2017	Age at delivery	36.0	Smoker	no
Date of report:	12-08-2017	Weight [kg]	73 kg	IVF	no
Previous trisomy 21 pregnancies	no			Ethnic origin	Asian

Corrected MoM's and calculated risks

AFP	35.1	ng/ml	0.43	Corr. MoM	Gestational age at sample date	21 + 6
uE3	0.8	ng/ml	0.42	Corr. MoM	determination method	BPD Hadlock
HCG	8123	mIU/ml	0.66	Corr. MoM	Physician	KOS DIAGNOSTIC LAB
Inh-A	190.1	pg/mL	0.79	Corr. MoM		



Tr.21 risk
at term
1:104

Age risk
at term
1:340

Down's Syndrome Risk

The calculated risk for Trisomy 21 is above the cut off which represents an increased risk.
After the result of the Trisomy 21 test it is expected that among 104 women with the same data, there is one woman with a trisomy 21 pregnancy and 103 women with not affected pregnancies.
The calculated risk by PRISCA depends on the accuracy of the information provided by the referring physician. Please note that risk calculations are statistical approaches and have no diagnostic value!


Neural tube defects risk


The corrected MoM AFP (0.43) is located in the low risk area for neural tube defects.

Risk for trisomy 18

The calculated risk for Trisomy 18 is 1:163, which indicates a low risk.

 below cut off

 Below Cut Off, but above Age Risk

 above cut off