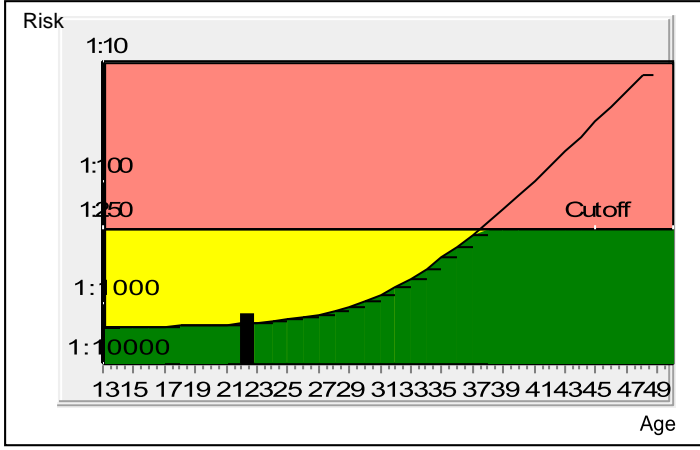


PRISCA 5.0.2.37 Licenced for: KOS DIAGNOSTIC LAB 6349/1, NICHOLSON ROAD, AMBALA CANTT		
Results for: MRS. GURWINDER KAUR	Sample no 1711220009/AMB	Date of report: 02-11-2017
Referring Doctors KOS DIAGNOSTIC LAB		

Summary



Patient data	
Age at delivery	22.4
WOP	20+ 4
Weight	65 kg
Patient ID	

Risks at term	
Biochemical risk for Tr.21	1:1222
Age risk:	1:1485
Neural tube defects risk	<1:10000




For MRS. GURWINDER KAUR , born on 01-11-1995, a screening test was performed on the 01-11-2017. Prisca screens for Trisomy 21, Trisomy 18 and Neural tube defects (NTD).

MEASURED SERUM VALUES		
	Value	Corr. MoMs
AFP	78.2 ng/ml	1.07
HCG	40112 mIU/ml	2.54
uE3	1.9 ng/ml	1.13
Gestation age	20+ 4	
Method	BPD Hadlock	
The MoMs have been corrected according to: maternal weight ethnic origin		

TRISOMY 21 SCREENING
The calculated risk for Trisomy 21 is below the cut off which represents a low risk.
 After the result of the Trisomy 21 test it is expected that among 1222 women with the same data, there is one woman with a trisomy 21 pregnancy and 1221 women with not affected pregnancies.
 The HCG level is high.
 The calculated risk by PRISCA depends on the accuracy of the information provided by the referring physician.
 Please note that risk calculations are statistical approaches and have no diagnostic value!

TRISOMY 18 SCREENING
The calculated risk for trisomy 18 is < 1:10000, which indicates a low risk.

NEURAL TUBE DEFECTS (NTD) SCREENING
The corrected MoM AFP (1.07) is located in the low risk area for neural tube defects.

 Risk above Cut off	 Risk above Age risk	 Risk below Age risk
--	---	---