

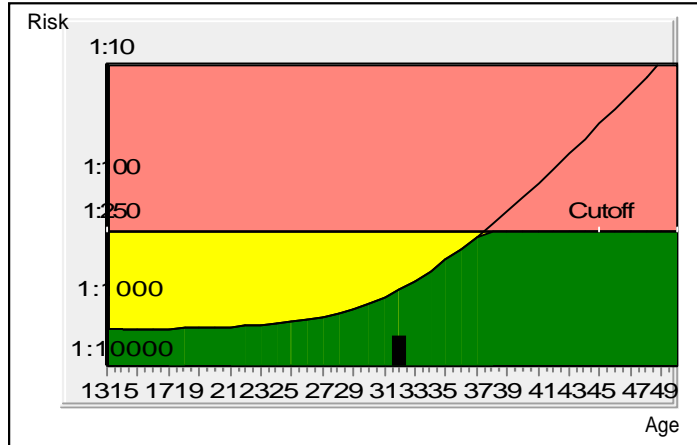
PRISCA 5.0.2.37

Licensed for: **KOS DIAGNOSTIC LAB**  
**6349/1, NICHOLSON ROAD, AMBALA CANTT**

Results for: MRS. SUMITA	Sample no 1711220217/ROP	Date of report: 22-11-2017
-----------------------------	-----------------------------	-------------------------------

Referring Doctors	KOS DIAGNOSTIC LAB
-------------------	--------------------

Summary



Patient data	
Age at delivery	31.0
WOP	20+ 1
Weight	84.6 kg
Patient ID	

Risks at term	
Biochemical risk for Tr.21	1:3139
Age risk:	1:738
Neural tube defects risk	<1:10000

For MRS. SUMITA , born on 12-11-1984, a screening test was performed on the 22-11-2017. Prisca screens for Trisomy 21, Trisomy 18 and Neural tube defects (NTD).

TRISOMY 21 SCREENING

**The calculated risk for Trisomy 21 is below the cut off which represents a low risk.**  
 After the result of the Trisomy 21 test it is expected that among 3139 women with the same data, there is one woman with a trisomy 21 pregnancy and 3138 women with not affected pregnancies.  
 The calculated risk by PRISCA depends on the accuracy of the information provided by the referring physician.  
 Please note that risk calculations are statistical approaches and have no diagnostic value!

MEASURED SERUM VALUES

	Value	Corr. MoMs
AFP	47.2 ng/ml	1.21
HCG	28366 mIU/ml	1.16
uE3	1 ng/ml	1.21
Gestation age	20+ 1	
Method	BPD Hadlock	
The MoMs have been corrected according to: maternal weight ethnic origin		


TRISOMY 18 SCREENING


**The calculated risk for trisomy 18 is < 1:10000, which indicates a low risk.**

NEURAL TUBE DEFECTS (NTD) SCREENING

**The corrected MoM AFP (1.21) is located in the low risk area for neural tube defects.**

 Risk above Cut off

 Risk above Age risk

 Risk below Age risk