

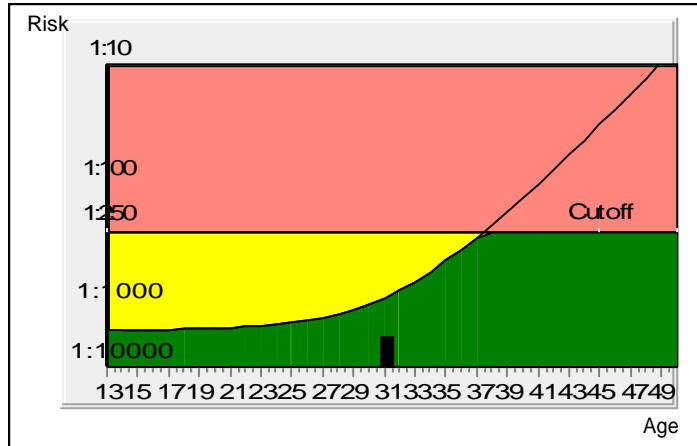
PRISCA 5.0.2.37

Licensed for: **KOS DIAGNOSTIC LAB**
6349/1, NICHOLSON ROAD, AMBALA CANTT

Results for: MRS. NEELAM	Sample no 1712220343/AMB	Date of report: 22-12-2017
-----------------------------	-----------------------------	-------------------------------

Referring Doctors	KOS DIAGNOSTIC LAB
-------------------	--------------------

Summary



Patient data	
Age at delivery	31.2
WOP	17+ 0
Weight	45 kg
Patient ID	

Risks at term	
Biochemical risk for Tr.21	1:2717
Age risk:	1:833
Neural tube defects risk	<1:10000

For MRS. NEELAM, born on 28-03-1987, a screening test was performed on the 21-12-2017. Prisca screens for Trisomy 21, Trisomy 18 and Neural tube defects (NTD).

TRISOMY 21 SCREENING

The calculated risk for Trisomy 21 is below the cut off which represents a low risk.
 After the result of the Trisomy 21 test it is expected that among 2717 women with the same data, there is one woman with a trisomy 21 pregnancy and 2716 women with not affected pregnancies.
 The calculated risk by PRISCA depends on the accuracy of the information provided by the referring physician.
 Please note that risk calculations are statistical approaches and have no diagnostic value!

MEASURED SERUM VALUES

	Value	Corr. MoMs
AFP	65.2 ng/ml	1.15
HCG	42651 mIU/ml	1.28
uE3	1 ng/ml	1.04

Gestation age 17+ 0
 Method BPD Hadlock


The MoMs have been corrected according to:
 maternal weight
 ethnic origin


TRISOMY 18 SCREENING

The calculated risk for trisomy 18 is < 1:10000, which indicates a low risk.

NEURAL TUBE DEFECTS (NTD) SCREENING

The corrected MoM AFP (1.15) is located in the low risk area for neural tube defects.

 Risk above Cut off

 Risk above Age risk

 Risk below Age risk