

<b>PT NAME:</b> AMARJEET SINGH	<b>Gender :</b> Male   ( <b>Age :</b> . Year)	<b>Reg. No:</b> 159932 <b>Barcode:</b> 051804280003
<b>Ref. By Dr.:</b> PATIALA LAB (RMP)	<b>Sample Received On:</b> 28-04-2018	<b>Registered On:</b> 28-04-2018
<b>Lab/Hpl.:</b> BATHINDA	<b>Sample:</b> SERUM	<b>Reported on:</b> 29-04-2018

**ALLERGY SCREENING TESTS (BY IMMUNO-EIA) \***

TEST	RESULT	NORMALS	
		AGE	IgE Level
IgE	186.6 KU/L	<5Years	5-25KU/L
		5-10Years	20-50KU/L
		>10Years	20-100KU/L
	Normal For All Allergens	< than 0.35 U/L	

**ALLERGENS DETECTED**

<b>FOOD VEG:</b>	NUTMEG, BLACK PEPPER, GROUND NUT, SOYABEAN, POTATO, HAZELNUT
<b>FOOD NON VEG:</b>	NIL
<b>INHALANTS:</b>	JOHNSON GRASS, WOOD DUST, HOUSE DUST, BERMUDA GRASS, FLOUR MILL DUST, MUGWORT, PARTHENIUM,, RICE DUST, HOUSE DUST MITE, COCKROACH, TIMOTHY GRASS, ASPERGILLUS FUMIGATUS, ALTERNATA TENIUS
<b>CONTACTS:</b>	NIL
<b>DRUG:</b>	BRUFEN







































<b>PT NAME:</b> AMARJEET SINGH	<b>Gender :</b> Male   ( <b>Age :</b> . Year)	<b>Reg. No:</b> 159932 <b>Barcode:</b> 051804280003
<b>Ref. By Dr.:</b> PATIALA LAB (RMP)	<b>Sample Received On:</b> 28-04-2018	<b>Registered On:</b> 28-04-2018
<b>Lab/Hpl.:</b> BATHINDA	<b>Sample:</b> SERUM	<b>Reported on:</b> 29-04-2018

**Interpretation:**




<b>RAST CLASS</b>	<b>CONCENTRATION (IU/ml)</b>	<b>IMPRESSION</b>
0	< 0.35	NOT DETECTABLE
1	0.35 – 0.70	LOW
2	0.70 – 3.50	MODERATE
3	3.50 – 17.50	CLEARLY POSITIVE
4	17.50 – 50.00	STRONGLY POSITIVE
5	50.00 – 100.00	VERY STRONG POSITIVE
6	> 100	EXTREMELY POSITIVE

The Worldwide frequency of allergies has increased significantly over the past decades. The term allergy is used for TYPE 1 HYPERSENSITIVITY REACTIONS (IMMEDIATE TYPE REACTIONS). Symptoms generally occur 30-60 mins after contact with allergen.

<b>PT NAME:</b> AMARJEET SINGH	<b>Gender :</b> Male   ( <b>Age :</b> . Year)	<b>Reg. No:</b> 159932 <b>Barcode:</b> 051804280003
<b>Ref. By Dr.:</b> PATIALA LAB (RMP)	<b>Sample Received On:</b> 28-04-2018	<b>Registered On:</b> 28-04-2018
<b>Lab/Hpl.:</b> BATHINDA	<b>Sample:</b> SERUM	<b>Reported on:</b> 29-04-2018




FOOD VEG							
ALMOND			0.31	ARECANUT			0.22
BARLEY			0.33	CABBAGE			0.15
CARROT			0.30	CHEESE			0.23
CLOVE			0.18	COFFEE			0.30
CUCUMBER			0.34	DALARHAR			0.15
DALMOONG			0.21	DATES			0.33
GARLIC			0.15	<b>GROUNDNUT</b>		+	<b>0.45</b>
JAGGERY			0.32	LADY'SFINGER			0.25
MANGO			0.10	MSG(AJINOMOTO)			0.22
<b>NUTMEG</b>		+	<b>0.45</b>	ORANGE			0.35
PINEAPPLE			0.10	RADISH			0.05
SESAME			0.23	SQUASH			0.31
SUNFLOWER			0.14	TOBACCO			0.30
TURMERIC			0.10	WHEAT			0.26
ANISEED			0.15	BAJARI			0.22
<b>BLACKPEPPER</b>		+	<b>0.39</b>	CAPSICUM			0.16
CASHEWNUT			0.21	CHILLY			0.33
COCOA			0.57	CORIANDER			0.11
CUMMIN			0.17	DALCHANA			0.20

<b>PT NAME:</b> AMARJEET SINGH	<b>Gender :</b> Male   ( <b>Age :</b> . Year)	<b>Reg. No:</b> 159932 <b>Barcode:</b> 051804280003
<b>Ref. By Dr.:</b> PATIALA LAB (RMP)	<b>Sample Received On:</b> 28-04-2018	<b>Registered On:</b> 28-04-2018
<b>Lab/Hpl.:</b> BATHINDA	<b>Sample:</b> SERUM	<b>Reported on:</b> 29-04-2018

























DALRAJMA			0.08	EGGS			0.31
GINGER			0.14	GUVAVA			0.23
KATHA			0.31	LEMON			0.14
MELON			0.22	MUSHROOM			0.31
OAT			0.14	PAPAYA			0.32
PISTA.			0.15	RICE			0.20
<b>SOYABEAN</b>		+	<b>0.56</b>	STRAWBERRY			0.31
TAMARIND			0.01	TOMATOES			0.30
VINEGAR			0.35	YEAST			0.12
APPLE			0.29	BANANA			0.30
BRINJAL			0.33	CARDIMUM			0.14
CAULIFLOWER			0.21	CINNAMON			0.33
COCONUT			0.35	COTTONSEED			0.12
CURD			0.40	DALMASOOR			0.22
DALURAD			0.33	FENUGREEK			0.14
GRAPES			0.02	HONEY			0.11
LACTOGLOBULI N			0.40	MAIZE			0.11
MILK			0.23	MUSTARD			0.33
ONION			0.01	PEAS			0.22
<b>POTATO</b>		+	<b>0.56</b>	SALT			0.01
SPINACH			0.05	SUGAR			0.23

[Type here]







<b>PT NAME:</b> AMARJEET SINGH	<b>Gender :</b> Male   ( <b>Age :</b> . Year)	<b>Reg. No:</b> 159932 <b>Barcode:</b> 051804280003
<b>Ref. By Dr.:</b> PATIALA LAB (RMP)	<b>Sample Received On:</b> 28-04-2018	<b>Registered On:</b> 28-04-2018
<b>Lab/Hpl.:</b> BATHINDA	<b>Sample:</b> SERUM	<b>Reported on:</b> 29-04-2018

TEA			0.14	TOORDAL			0.21
WALNUT			0.33	<b>HAZELNUT</b>		<b>+</b>	<b>0.50</b>

<b>PT NAME:</b> AMARJEET SINGH	<b>Gender :</b> Male   ( <b>Age :</b> . Year)	<b>Reg. No:</b> 159932 <b>Barcode:</b> 051804280003
<b>Ref. By Dr.:</b> PATIALA LAB (RMP)	<b>Sample Received On:</b> 28-04-2018	<b>Registered On:</b> 28-04-2018
<b>Lab/Hpl.:</b> BATHINDA	<b>Sample:</b> SERUM	<b>Reported on:</b> 29-04-2018















INHALANTS							
				ACACIARABICA			0.09
AMARANTHUS			0.12	<b>ASPERGILLUS FUMIGATUS</b>		++	<b>2.31</b>
AZADIRECHTA INDICA			0.02	BRASSICACampestris			0.03
CANNABISSATIV A			0.11	CATDANDER			0.23
CHALKPOWDER			0.03	COCKROACHDUST			0.16
COTTONFIBERS			0.22	CYNODONACTYLON			0.33
DANDELION			0.31	EUCALYPTUS			0.01
GOATDANDER			0.21	HONEYBEE			0.33
<b>HOUSEDUST</b>		+	<b>0.50</b>	INSECT			0.21
<b>JOHNSON GRASS</b>		+	<b>0.48</b>	JUNIPERSCOMMUNIS			0.14
LAWSONIAINERMIS			0.22	NEUROSPORASPP			0.33
PENICILLIUMSPP			0.35	RAGWEED			0.32
RICINUSCOMMUNIS			0.21	SORGHUMVULGARE			0.05
TEALEAVES			0.03	<b>WOOD DUST</b>		+	<b>0.45</b>
ADHATODAVASICA			0.14	ARGEMONE MEXICANA			0.22
ASPERGILLUS NIGER			0.31	GRAVELDUST			0.02
BUFFALO DANDER			0.22	CARICAPAPAYA			0.31

<b>PT NAME:</b> AMARJEET SINGH	<b>Gender :</b> Male   ( <b>Age :</b> . Year)	<b>Reg. No:</b> 159932 <b>Barcode:</b> 051804280003
<b>Ref. By Dr.:</b> PATIALA LAB (RMP)	<b>Sample Received On:</b> 28-04-2018	<b>Registered On:</b> 28-04-2018
<b>Lab/Hpl.:</b> BATHINDA	<b>Sample:</b> SERUM	<b>Reported on:</b> 29-04-2018

CEDRUSDEODAR A			0.33	CHENOPODIUM ALBUM			0.01
COCUSNUCIFERA			0.17	COWDANDER			0.26
CYPERUS TUNDUS			0.31	<b>DOGDANDER</b>		+	<b>0.50</b>

FEATHERDUST			0.19	HAYDUST			0.16
HORSEDANDER			0.02	<b>HOUSEDUSTMITE</b>		+	<b>0.47</b>
IPOMOEAFISTUL OSA			0.17	JOWARDUST			0.26
JUTEDUSTRTG			0.34	MOSQUITO			0.16
PAPERDUST			0.21	PHOENIXDactylifera			0.33
RHIZOPUSNIGRIC ANS			0.14	RYEGRASS			0.16
STRAWDUST			0.11	TYPHAANGUSTATA			0.21
XANTHIUMSterma rlum			0.33	ALTERNARIATENUIS		+	1.39
ARTEMISIASCOP ARIA			0.23	ASPERGILLUS TAMARIE			0.01
<b>BERMUDA GRASS</b>		+	<b>0.55</b>	CANDIDAALBICANS			0.23
CASSIAFISTULA			0.35	CENCHRUSCILARIS			0.14
CLADOSPORIUM HERB			0.02	COTTONDUST			0.16
CRICKET			0.22	DAISY			0.14
ETHYLENEOXIDE			0.13	<b>FLOURMILLDUST</b>		+	<b>0.50</b>









<b>PT NAME:</b> AMARJEET SINGH	<b>Gender :</b> Male   ( <b>Age :</b> . Year)	<b>Reg. No:</b> 159932 <b>Barcode:</b> 051804280003
<b>Ref. By Dr.:</b> PATIALA LAB (RMP)	<b>Sample Received On:</b> 28-04-2018	<b>Registered On:</b> 28-04-2018
<b>Lab/Hpl.:</b> BATHINDA	<b>Sample:</b> SERUM	<b>Reported on:</b> 29-04-2018

HOLOPTELEAINT			0.13	HOUSEFLY			0.05
IMPERATA Cylindrica			0.14	JEERADUST			0.21
JULIFLORA			0.30	KIGELIAPINNATA			0.03
<b>MUGWORT</b>		+	<b>0.57</b>	<b>PARTHENIUM</b>		+	<b>0.47</b>
PINE			0.14	RICEDUST			0.22
SHEEPWOOL			0.32	SUAEDA FRUTICOSA			0.14
WHEATDUST			0.23	ZEAMAYS			0.33
<b>TIMOTHY GRASS</b>		+	<b>0.56</b>				



<b>PT NAME:</b> AMARJEET SINGH	<b>Gender :</b> Male   ( <b>Age :</b> . Year)	<b>Reg. No:</b> 159932 <b>Barcode:</b> 051804280003
<b>Ref. By Dr.:</b> PATIALA LAB (RMP)	<b>Sample Received On:</b> 28-04-2018	<b>Registered On:</b> 28-04-2018
<b>Lab/Hpl.:</b> BATHINDA	<b>Sample:</b> SERUM	<b>Reported on:</b> 29-04-2018

CONTACT							
ALCOHOL			0.01	DETERGENT			0.31
LEATHER			0.01	NYLONFIBERS			0.14
PLASTIC			0.33	ASH			0.31
HAIRDYE			0.02	LIMESTONE			0.04
PAINTS			0.18	POLYESTER			0.33
BONECEMENT PMMA			0.16	LATEX			0.24
NICKEL			0.33	PERFUME			0.35
POWDER			0.01	SILK			0.03
SOAP			0.31	CAUSTICSODA			0.01
SMOKE			0.15	WOOLMIX			0.21
SULFUR			0.33	SMOKING(TOBACCO)			0.14
YARNFIBRE			0.21				

FOOD NON VEG							
BEEF			0.33	SHRIMP			0.14
FISH			0.24	CHICHEN MEAT			0.31
MUTTON			0.14	CRAB			0.22
PORK			0.33	PRAWN			0.14

<b>PT NAME:</b> AMARJEET SINGH	<b>Gender :</b> Male   ( <b>Age :</b> . Year)	<b>Reg. No:</b> 159932 <b>Barcode:</b> 051804280003
<b>Ref. By Dr.:</b> PATIALA LAB (RMP)	<b>Sample Received On:</b> 28-04-2018	<b>Registered On:</b> 28-04-2018
<b>Lab/Hpl.:</b> BATHINDA	<b>Sample:</b> SERUM	<b>Reported on:</b> 29-04-2018

DRUGS					
AMOXICILLIN		0.21	ASPIRIN		0.33
CIPROFLOXACIN		0.04	DOXYCYCLIN		0.22
INSULIN(HUMAN)		0.31	NIMESULIDE		0.14
OXACILLIN		0.22	HENYLPBUTAZONE		0.33
PYRAZOLONE		0.18	TETRACYCLINE		0.21
TINIDAZOLE		0.31	AMPICILLIN		0.14
<b>BRUFEN</b>	+	<b>0.42</b>	CLOXACILLIN		0.31
EPINEPHRINE		0.14	KETOPROFEN		0.21
NORFLOXACIN		0.33	PARACETAMOL		0.35
PIROXICAM		0.14	STREPTOMYCIN		0.02
TETRAZIN		0.03	TRIMETHOPRIM		0.31
ARTICAIN		0.14	CEPHALOSPORIN		0.12
DICLOFENAC		0.21	ERYTHROMYCIN		0.03
METAMIZOL		0.08	OFLOXACIN		0.16
PENICILLIN		0.24	PROCAIN		0.33
SULPHA		0.35	THEOPHILLINE		0.16
XYLOCAIN		0.21			

<b>PT NAME:</b> AMARJEET SINGH	<b>Gender :</b> Male   ( <b>Age :</b> . Year)	<b>Reg. No:</b> 159932 <b>Barcode:</b> 051804280003
<b>Ref. By Dr.:</b> PATIALA LAB (RMP)	<b>Sample Received On:</b> 28-04-2018	<b>Registered On:</b> 28-04-2018
<b>Lab/Hpl.:</b> BATHINDA	<b>Sample:</b> SERUM	<b>Reported on:</b> 29-04-2018



**Dr. YUGAM CHOPRA**

**MBBS,MD (Consultant Pathologist)**

<b>PT NAME:</b> AMARJEET SINGH	<b>Gender :</b> Male   ( <b>Age :</b> . Year)	<b>Reg. No:</b> 159932 <b>Barcode:</b> 051804280003
<b>Ref. By Dr.:</b> PATIALA LAB (RMP)	<b>Sample Received On:</b> 28-04-2018	<b>Registered On:</b> 28-04-2018
<b>Lab/Hpl.:</b> BATHINDA	<b>Sample:</b> SERUM	<b>Reported on:</b> 29-04-2018

**INTERPRETATION:**

The Worldwide frequency of allergies has increased significantly over the past decades. The term allergy is used for TYPE 1 HYPERSENSITIVITY REACTIONS (IMMEDIATE TYPE REACTIONS). Symptoms generally occur 30-60 mins after contact with allergen.

**SYMPTONS ARE:**

- 1.HAY FEVER (RHINITIS)
- 2.CONJUNCTIVITIS
- 3.HIVES (URTICARIA)
- 4.ALLERGIC ASTHAMA
- 5.ANAPHYLACTIC SHOCK (MOST DANGEROUS)

**IMPORTANT NOTE FOR DRUG ALLERGY:**

- 1.A DRUG ALLERGY IS AN ALLERGY CAUSED BY MEDICATION.
- 2.A PSEUDO ALLERGIC OR ANAPHALACTIOD REACTION, LOOKS LIKE AN ALLERGY DRUG REACTION, BUT IT MAY NOT BE ALLERGY. DRUG CONTAINS MANY DIFFERENT SUBSTANCES LIKE DYES, CHEMICALS WHICH CAN CAUSE ALLERGY LIKE REACTIONS. BUT IT MAY BE DRUG INTOLERANCE OR HYPERSENSITIVITY.
- 3.TRUE DRUG ALLERGY TEST IS IgE MEDIATED REACTION, IT DOES NOT HAPPEN THE FIRST TIME YOU TAKE A MEDICATION, MUCH MORE LIKELY TO OCCUR AFTER YOUR BODY HAS BEEN EXPOSED TO THE MEDICATION AT LEAST ONCE OR MORE, THE FIRST EXPOSURE ALLOWS BODY TO CREATE ANTIBODY AND MEMORY LYMPHOCYTE CELLS FOR THE ANTIGEN.
- 4.A DRUG ALLERGY IS MORE LIKELY TO DEVELOP WITH LARGE DOSES AND EXTENDED DOSES, STUDY SHOWS THAT ONLY 5% TO 10 % OF THESE REACTIONS ARE DUE TO ALLERGY DUE TO MEDICATION.

The allergens causing Type 1 hypersensitivity reactions are mostly protein derived from the natural environment e.g. Plant pollens, animal,hair,food ,mites and insect venom. The characteristics of type 1 allergies is the environment of allergen specific immunoglobins (antibodies) of class E (IgE). Hence the detection of IgE is an important tool of modern allergy diagnostics.

**TECHNOLOGY/METHOD:** FOR IN VITRO DIAGNOSIS. THIS IS AN ENZYME IMMUNOASSAY (EIA) ON A NITRO-CELLULOSE MEMBRANE (ENZYME IMMUNOBLOT) FOR THE QUANTITATIVE DETERMINATION OF ALLSTANDARDS\*ERGEN SPECIFIC IgE ANTIBODIES IN HUMAN SERUM OR PLASMA.

**QUALITY CONTROL:**5 STANDARDS \*