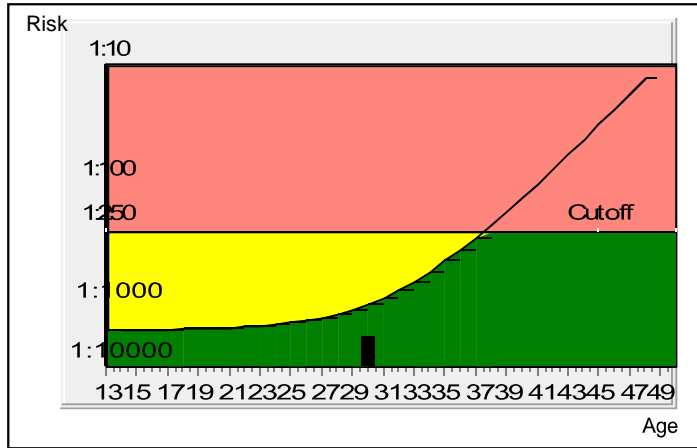


<b>PRISCA 5.0.2.37</b> Licenced for: <b>KOS DIAGNOSTIC LAB</b> <b>6349/1, NICHOLSON ROAD, AMBALA CANTT</b>		
Results for: <b>MRS. AMANPREET KAUR</b>	Sample no <b>1805220070/AMB</b>	Date of report: <b>04-05-2018</b>
Referring Doctors <b>KOS DIAGNOSTIC LAB</b>		

**Summary**



Patient data	
Age at delivery	30.0
WOP	17+ 4
Weight	68.5 kg
Patient ID	

Risks at term	
Biochemical risk for Tr.21	1:8827
Age risk:	1:960
Neural tube defects risk	<1:10000




For MRS. AMANPREET KAUR , born on 21-09-1988, a screening test was performed on the 03-05-2018. Prisca screens for Trisomy 21, Trisomy 18 and Neural tube defects (NTD).

**TRISOMY 21 SCREENING**  
**The calculated risk for Trisomy 21 is below the cut off which represents a low risk.**  
 After the result of the Trisomy 21 test it is expected that among 8827 women with the same data, there is one woman with a trisomy 21 pregnancy and 8826 women with not affected pregnancies.  
 The calculated risk by PRISCA depends on the accuracy of the information provided by the referring physician.  
 Please note that risk calculations are statistical approaches and have no diagnostic value!

MEASURED SERUM VALUES		
	Value	Corr. MoMs
AFP	56.8 ng/ml	1.26
HCG	16111 mIU/ml	0.68
uE3	1.1 ng/ml	1.13
Gestation age	17+ 4	
Method	BPD Hadlock	
The MoMs have been corrected according to: maternal weight ethnic origin		

**TRISOMY 18 SCREENING**  
**The calculated risk for trisomy 18 is < 1:10000, which indicates a low risk.**

**NEURAL TUBE DEFECTS (NTD) SCREENING**  
**The corrected MoM AFP (1.26) is located in the low risk area for neural tube defects.**

 Risk above Cut off	 Risk above Age risk	 Risk below Age risk
--	---	---