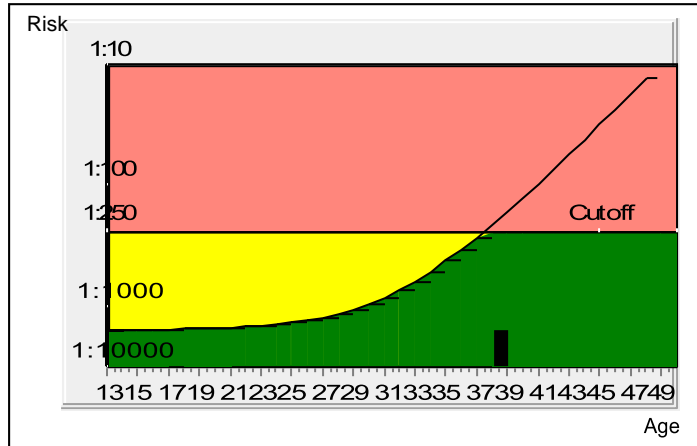


PRISCA 5.0.2.37 Licenced for: KOS DIAGNOSTIC LAB 6349/1, NICHOLSON ROAD, AMBALA CANTT		
Results for: MRS. RITU	Sample no 1805220852/AMB	Date of report: 31-05-2018
Referring Doctors	KOS DIAGNOSTIC LAB	

Summary



Patient data	
Age at delivery	38.6
WOP	18+ 1
Weight	73 kg
Patient ID	

Risks at term	
Biochemical risk for Tr.21	1:1605
Age risk:	1:183
Neural tube defects risk	<1:10000




For MRS. RITU , born on 15-03-1980, a screening test was performed on the 30-05-2018. Prisca screens for Trisomy 21, Trisomy 18 and Neural tube defects (NTD).

TRISOMY 21 SCREENING
The calculated risk for Trisomy 21 is below the cut off which represents a low risk.
 After the result of the Trisomy 21 test it is expected that among 1605 women with the same data, there is one woman with a trisomy 21 pregnancy and 1604 women with not affected pregnancies.
 The calculated risk by PRISCA depends on the accuracy of the information provided by the referring physician.
 Please note that risk calculations are statistical approaches and have no diagnostic value!

MEASURED SERUM VALUES		
	Value	Corr. MoMs
AFP	38.3 ng/ml	0.82
HCG	8650 mIU/ml	0.41
uE3	1.05 ng/ml	0.97
Gestation age	18+ 1	
Method	Scan	
The MoMs have been corrected according to: maternal weight ethnic origin		

TRISOMY 18 SCREENING
The calculated risk for Trisomy 18 is 1:4643, which indicates a low risk.

NEURAL TUBE DEFECTS (NTD) SCREENING
The corrected MoM AFP (0.82) is located in the low risk area for neural tube defects.

 Risk above Cut off	 Risk above Age risk	 Risk below Age risk
--	---	---